

Bill Evans Memorial Invitational

2/7/2009

| PLACE | TEAM | POINTS | PLACE | TEAM | POINTS |
|-------|---------------|--------|-------|-------------------|--------|
| 1 | Plainwell | 209.5 | 7 | B.C. Harper Creek | 88.5 |
| 2 | Milan | 171.0 | 8 | Union City | 85.0 |
| 3 | Linden | 164.0 | 9 | Coldwater | 81.0 |
| 4 | Bronson | 160.5 | 10 | Lansing Eastern | 80.0 |
| 5 | B.C. Lakeview | 129.0 | 11 | Mendon | 79.0 |
| 6 | Jackson | 91.5 | 12 | B.C. Central | 77.0 |
| | | | 13 | Bellevue | 44.5 |

B.C. Central

| IF DQ | DQ | 103 | 112 | 119 | 125 | 130 | 135 | 140 | 145 | 152 | 160 | 171 | 189 | 215 | 285 | TOTAL |
|--------|-----|---------------------|-----|-----|-----|-----|-----|-----|-----|------|-----|------|------|------|------|-------|
| 1 | | | | | | | | | | 2.0 | 2.0 | 4.0 | | | | 8.0 |
| 2 | 2.0 | | | | 4.0 | 4.0 | | | | 2.0 | 4.0 | | | | 4.0 | 20.0 |
| 3 | | | | | | | | | | | | 4.0 | 4.0 | | | 8.0 |
| 4 | | | | | | | | | | 1.0 | | | 3.0 | 3.0 | | 7.0 |
| 5 | | | | | | | | | | | | 3.0 | 1.0 | 3.0 | | 7.0 |
| PLACE | | | | | | | | | | 3.0 | 3.0 | 7.0 | 7.0 | 7.0 | | 27.0 |
| FINALS | | | | | | | | | | 2.0 | 2.0 | | | | | 4.0 |
| TOTAL | | 0.0 | 0.0 | 0.0 | 4.0 | 4.0 | 0.0 | 0.0 | 2.0 | 10.0 | 9.0 | 18.0 | 15.0 | 17.0 | 77.0 | |
| | | Minus Team Points 2 | | | | | | | | | | | | | | |

Lansing Eastern

| IF DQ | DQ | 103 | 112 | 119 | 125 | 130 | 135 | 140 | 145 | 152 | 160 | 171 | 189 | 215 | 285 | TOTAL |
|--------|----|---------------------|-----|------|-----|------|-----|-----|-----|------|-----|------|-----|-----|-----|-------|
| 1 | | | | | | | | | | 2.0 | | 4.0 | | | | 8.0 |
| 2 | | | | | | 3.0 | 4.0 | | | 2.0 | | | 2.0 | | | 9.0 |
| 3 | | | | | | | 2.0 | | | | | | 4.0 | | | 6.0 |
| 4 | | | | | | | 2.0 | | | | | | | | | 8.0 |
| 5 | | | | 1.0 | | | | | | 3.0 | | 1.0 | | 3.0 | | 3.0 |
| PLACE | | | | 7.0 | | 12.0 | | | | 7.0 | | 7.0 | 3.0 | | | 36.0 |
| FINALS | | | | | | 4.0 | | | | 2.0 | | 4.0 | | | | 10.0 |
| TOTAL | | 0.0 | 0.0 | 13.0 | 0.0 | 24.0 | 0.0 | 0.0 | 0.0 | 15.0 | 0.0 | 20.0 | 8.0 | 0.0 | 0.0 | 80.0 |
| | | Minus Team Points 0 | | | | | | | | | | | | | | |

B.C. Lakeview

| IF DQ | DQ | 103 | 112 | 119 | 125 | 130 | 135 | 140 | 145 | 152 | 160 | 171 | 189 | 215 | 285 | TOTAL |
|--------|----|---------------------|------|------|------|-----|------|-----|-----|-----|------|------|-----|-----|-----|-------|
| 1 | | | | | | | | | | 2.0 | 2.0 | | | | 2.0 | 15.0 |
| 2 | | | 2.0 | 3.5 | 3.5 | | | 4.0 | 4.0 | 4.0 | | | | | 4.0 | 16.0 |
| 3 | | | 4.0 | 4.0 | 2.0 | | | 4.0 | 4.0 | | | | | | | 14.0 |
| 4 | | | 3.0 | 2.0 | 2.0 | | 1.0 | 1.0 | | | | 3.0 | | | | 12.0 |
| 5 | | | | | | | | | | | | 3.0 | | | | 4.0 |
| PLACE | | 12.0 | 12.0 | 12.0 | | 7.0 | 3.0 | | | 7.0 | 3.0 | | | | | 56.0 |
| FINALS | | | | | | 4.0 | 4.0 | | | 4.0 | 4.0 | | | | | 12.0 |
| TOTAL | | 0.0 | 21.0 | 21.5 | 23.5 | 0.0 | 13.0 | 8.0 | 4.0 | 0.0 | 20.0 | 12.0 | 0.0 | 4.0 | 2.0 | 129.0 |
| | | Minus Team Points 0 | | | | | | | | | | | | | | |

Linden

| IF DQ | DQ | 103 | 112 | 119 | 125 | 130 | 135 | 140 | 145 | 152 | 160 | 171 | 189 | 215 | 285 | TOTAL |
|--------|----|---------------------|------|------|-----|------|-----|------|------|------|------|-----|------|-----|-----|-------|
| 1 | | | | | | | | | | 2.0 | | 4.0 | | | | 18.0 |
| 2 | | | | | | 2.0 | 4.0 | 4.0 | 4.0 | 4.0 | 4.0 | 2.0 | 4.0 | 2.0 | 4.0 | 2.0 |
| 3 | | | | | | 4.0 | 2.0 | 2.0 | 4.0 | 2.0 | 2.0 | 3.0 | 3.0 | 2.0 | | 26.0 |
| 4 | | | | | | 4.0 | 3.0 | | | | | 2.0 | | | | 9.0 |
| 5 | | | | | | | 1.0 | | 3.0 | 3.0 | 3.0 | | | | 1.0 | 11.0 |
| PLACE | | 12.0 | 7.0 | 3.0 | 7.0 | 7.0 | 7.0 | 7.0 | 7.0 | 3.0 | 12.0 | 7.0 | | | | 65.0 |
| FINALS | | | | | | 6.0 | 2.0 | 2.0 | 4.0 | 4.0 | 2.0 | | | | | 20.0 |
| TOTAL | | 0.0 | 28.0 | 15.0 | 9.0 | 20.0 | 6.0 | 20.0 | 20.0 | 10.0 | 21.0 | 2.0 | 14.0 | 0.0 | 2.0 | 164.0 |
| | | Minus Team Points 3 | | | | | | | | | | | | | | |

Bronson

| IF DQ | DQ | 103 | 112 | 119 | 125 | 130 | 135 | 140 | 145 | 152 | 160 | 171 | 189 | 215 | 285 | TOTAL |
|--------|----|---------------------|-----|------|-----|------|------|------|------|------|-----|------|-----|------|-----|-------|
| 1 | | | | | | | | | | 4.0 | | 2.0 | 2.0 | 2.0 | | 20.0 |
| 2 | | | | 2.0 | | 4.0 | 4.0 | 3.0 | | 4.0 | | | | | | 12.0 |
| 3 | | | | | | 4.0 | 3.5 | 4.0 | 2.0 | 4.0 | | 4.0 | | | | 29.5 |
| 4 | | | | | | 2.0 | | | | 3.0 | | 4.0 | | | | 11.0 |
| 5 | | | | | | | | | | 2.0 | | | | | | 5.0 |
| PLACE | | 7.0 | | 12.0 | 3.0 | 3.0 | 7.0 | 12.0 | | 12.0 | | 12.0 | | | | 68.0 |
| FINALS | | | | | | 2.0 | 4.0 | 4.0 | | 4.0 | | | | | | 16.0 |
| TOTAL | | 19.0 | 0.0 | 2.0 | 0.0 | 22.0 | 12.5 | 14.0 | 15.0 | 27.0 | 2.0 | 22.0 | 2.0 | 24.0 | 0.0 | 160.5 |
| | | Minus Team Points 1 | | | | | | | | | | | | | | |

Mendon

| IF DQ | DQ | 103 | 112 | 119 | 125 | 130 | 135 | 140 | 145 | 152 | 160 | 171 | 189 | 215 | 285 | TOTAL |
|--------|----|---------------------|------|-----|-----|-----|-----|-----|-----|-----|-----|------|------|-----|-----|-------|
| 1 | | | | | | | | | | 4.0 | | 4.0 | | | | 12.0 |
| 2 | | | | | | 2.0 | | 4.0 | | 4.0 | 4.0 | 2.0 | 2.0 | | | 2.0 |
| 3 | | | | | | | | | | | | | | | | 4.0 |
| 4 | | | | | | 3.0 | | | | | | | | 2.0 | 1.0 | 3.0 |
| 5 | | | | | | | | | | 3.0 | | | | | | 3.0 |
| PLACE | | 7.0 | | | | 7.0 | | | | 7.0 | | 12.0 | 3.0 | 3.0 | | 25.0 |
| FINALS | | | | | | 2.0 | | | | 6.0 | | | | | | 8.0 |
| TOTAL | | 0.0 | 17.0 | 0.0 | 4.0 | 0.0 | 0.0 | 4.0 | 4.0 | 4.0 | 2.0 | 2.0 | 28.0 | 6.0 | 8.0 | 79.0 |
| | | Minus Team Points 0 | | | | | | | | | | | | | | |

Coldwater

| IF DQ | DQ | 103 | 112 | 119 | 125 | 130 | 135 | 140 | 145 | 152 | 160 | 171 | 189 | 215 | 285 | TOTAL |
|--------|----|---------------------|-----|-----|------|------|------|------|-----|-----|-----|-----|------|-----|-----|-------|
| 1 | | | | | | | | | | 4.0 | | | | | 4.0 | 10.0 |
| 2 | | | | | | 4.0 | | 2.0 | | | 2.0 | | | | | 8.0 |
| 3 | | | | | | | | 2.0 | | | | | | | 4.0 | 10.0 |
| 4 | | | | | | 1.0 | | 1.0 | 2.0 | | | 2.0 | | | | 6.0 |
| 5 | | | | | | | | 1.0 | | | | | | | | 2.0 |
| PLACE | | 7.0 | | 3.0 | 7.0 | 12.0 | | | | 3.0 | | 3.0 | | | | 35.0 |
| FINALS | | | | | | 4.0 | 4.0 | | | 2.0 | | | | | | 10.0 |
| TOTAL | | 14.0 | 0.0 | 0.0 | 12.0 | 0.0 | 15.0 | 20.0 | 0.0 | 7.0 | 0.0 | 0.0 | 13.0 | 0.0 | 0.0 | 81.0 |
| | | Minus Team Points 0 | | | | | | | | | | | | | | |

Milan

| IF DQ | DQ | 103 | 112 | 119 | 125 | 130 | 135 | 140 | 145 | 152 | 160 | 171 | 189 | 215 | 285 | TOTAL |
|--------|----|---------------------|-----|-----|-----|------|------|-----|------|-----|-----|------|------|------|------|-------|
| 1 | | | | | | | | | | | | 2.0 | 2.0 | 4.0 | 2.0 | 18.0 |
| 2 | | | | | | | | 3.5 | 2.0 | 4.0 | | | | | | 9.5 |
| 3 | | | | | | 4.0 | | 2.0 | | | | 4.0 | 4.0 | 4.0 | 4.0 | 22.0 |
| 4 | | | | | | 2.0 | | 3.0 | 2.0 | 3.0 | | 4.0 | 2.0 | 4.0 | 4.0 | 24.0 |
| 5 | | | | | | | | | | | | | | | | 0.0 |
| PLACE | | 12.0 | | | | 3.0 | 12.0 | 3.0 | | | | 12.0 | 12.0 | 12.0 | 12.0 | 78.0 |
| FINALS | | | | | | 6.0 | | 2.0 | | | | 5.5 | | | 6.0 | 19.5 |
| TOTAL | | 28.0 | 0.0 | 0.0 | 0.0 | 11.5 | 20.0 | 2.0 | 10.0 | 0.0 | 0.0 | 27.5 | 20.0 | 24.0 | 28.0 | 171.0 |
| | | Minus Team Points 0 | | | | | | | | | | | | | | |

B.C. Harper Creek

| IF DQ | DQ | 103 | 112 | 119 | 125 | 130 | 135 | 140 | 145 | 152 | 160 | 171 | 189 | 215 | 285 | TOTAL |
|--------|----|---------------------|-----|------|------|-----|-----|-----|------|------|-----|-----|-----|-----|-----|-------|
| 1 | | | | | | | | | | | | 4.0 | 2.0 | | | 21.5 |
| 2 | | | | | | 4.0 | 4.0 | 3.5 | 4.0 | | 4.0 | 2.0 | | | | 4.0 |
| 3 | | | | | | 4.0 | 2.0 | 2.0 | | | 4.0 | | | | | 12.0 |
| 4 | | | | | | 3.0 | | | | | 2.0 | 2.0 | | | | 9.0 |
| 5 | | | | | | | | | | | 2.0 | 2.0 | | | | 0.0 |
| PLACE | | 3.0 | | 3.0 | 12.0 | 3.0 | | 3.0 | 12.0 | | | | | | | 36.0 |
| FINALS | | | | | | 4.0 | | | 2.0 | | | | | | | 6.0 |
| TOTAL | | 14.0 | 0.0 | 11.0 | 20.0 | 8.5 | 4.0 | 0.0 | 11.0 | 20.0 | 0.0 | 0.0 | 0.0 | 0.0 | 0.0 | 88.5 |
| | | Minus Team Points 0 | | | | | | | | | | | | | | </ |

PLACE WINNERS

2/7/2009

| WEIGHT | PLACE | NAME | SCHOOL | WEIGHT | PLACE | NAME | SCHOOL |
|--------|-------|-------------------|-------------------|--------|-------|-------------------|-----------------|
| 103 | 1 | Jackson Wood | Milan | 152 | 1 | Chris Smit | Plainwell |
| | 2 | Eric Root | Plainwell | | 2 | Jacob Williams | Union City |
| | 3 | Mitchell Klingler | Bronson | | 3 | Alex Davis | Linden |
| | 4 | Mike Dunworth | Coldwater | | 4 | Sam Erwin | Bronson |
| | 5 | Brandon Dunbar | B.C. Harper Creek | | 5 | Jake Smith | B.C. Harper Cr |
| | 6 | Justin Counterman | Union City | | 6 | David Wilson | Milan |
| 145 | 1 | Joe Harp | Linden | 152 | 1 | Shaydon Weaver | Bronson |
| | 2 | Jon Kaminski | B.C. Lakeview | | 2 | Jeff Holm | B.C. Harper Cr |
| | 3 | Austin McClish | Mendon | | 3 | Keith Shirey | Lansing Eastern |
| | 4 | Andrew Betke | Plainwell | | 4 | Sam Sprangel | Jackson |
| | 5 | Andre DeMink | Extra | | 5 | James Tulip | Linden |
| | 6 | Tony Fuller | Bellevue | | 6 | Mark Shook | Plainwell |
| 145 | 1 | Kyle Reichard | Jackson | 152 | 1 | Cody Smith | Plainwell |
| | 2 | Jake Baker | B.C. Lakeview | | 2 | Kyle Fisher | Linden |
| | 3 | Jeff Fisher | Linden | | 3 | Mike Farrington | B.C. Lakeview |
| | 4 | Eloy Solis | Lansing Eastern | | 4 | Mikki O'Dell | Bellevue |
| | 5 | Garrett Wooden | Union City | | 5 | Matt Polen | B.C. Central |
| | 6 | Aaron Grodavent | B.C. Harper Creek | | 6 | Mitch Rickman | Coldwater |
| 145 | 1 | Josh Hall | B.C. Lakeview | 152 | 1 | Jacob Nelson | Milan |
| | 2 | Justin Holm | B.C. Harper Creek | | 2 | Travis Gump | Bronson |
| | 3 | Dillon Roblyer | Plainwell | | 3 | Jarrod Lynch | Lansing Eastern |
| | 4 | Corey Fuller | Bellevue | | 4 | Tim Burnham | Plainwell |
| | 5 | Brandon Scott | Coldwater | | 5 | Justin Miller | B.C. Lakeview |
| | 6 | Austin Rymarz | Linden | | 6 | Josh Burd | B.C. Central |
| 145 | 1 | Chris Beal | Lansing Eastern | 152 | 1 | Jordan Higgins | Mendon |
| | 2 | Preston Lucas | Bronson | | 2 | Warren Losee | Milan |
| | 3 | Josh Freitas | Linden | | 3 | Ed Hall | B.C. Central |
| | 4 | Terner Gott | Plainwell | | 4 | Jake Smith | Linden |
| | 5 | Cody O'Keefe | Milan | | 5 | Aaron Saunders | Extra |
| | 6 | Mike Gancer | B.C. Harper Creek | | 6 | Aaron Galer | Lansing Eastern |
| 145 | 1 | Jaylyn Bohl | Plainwell | 152 | 1 | David Severn | Bronson |
| | 2 | Tim Sims | Milan | | 2 | Sean Domas | Milan |
| | 3 | Gaven Kolb | Coldwater | | 3 | Jason Wert | Union City |
| | 4 | Jay Morris | B.C. Lakeview | | 4 | Eric Hall | B.C. Central |
| | 5 | Brad Losinski | Bronson | | 5 | Rashed Huneiti | Coldwater |
| | 6 | Dallas Blank | Linden | | 6 | Richie Steinacker | Mendon |
| 145 | 1 | Emil Lee | Jackson | 152 | 1 | David Box | Milan |
| | 2 | David Tucker | Coldwater | | 2 | Nick Martin | Jackson |
| | 3 | Zac Voller | Linden | | 3 | Nick Lewis | Plainwell |
| | 4 | Greg Paggeot | Plainwell | | 4 | Alex Davidson | B.C. Central |
| | 5 | Zac Chantrenne | Bronson | | 5 | Michael York | Union City |
| | 6 | Chris Bualteng | B.C. Lakeview | | 6 | Cory Girdley | Mendon |

MVP

103
145

Chris Beal

Eastern

152
285

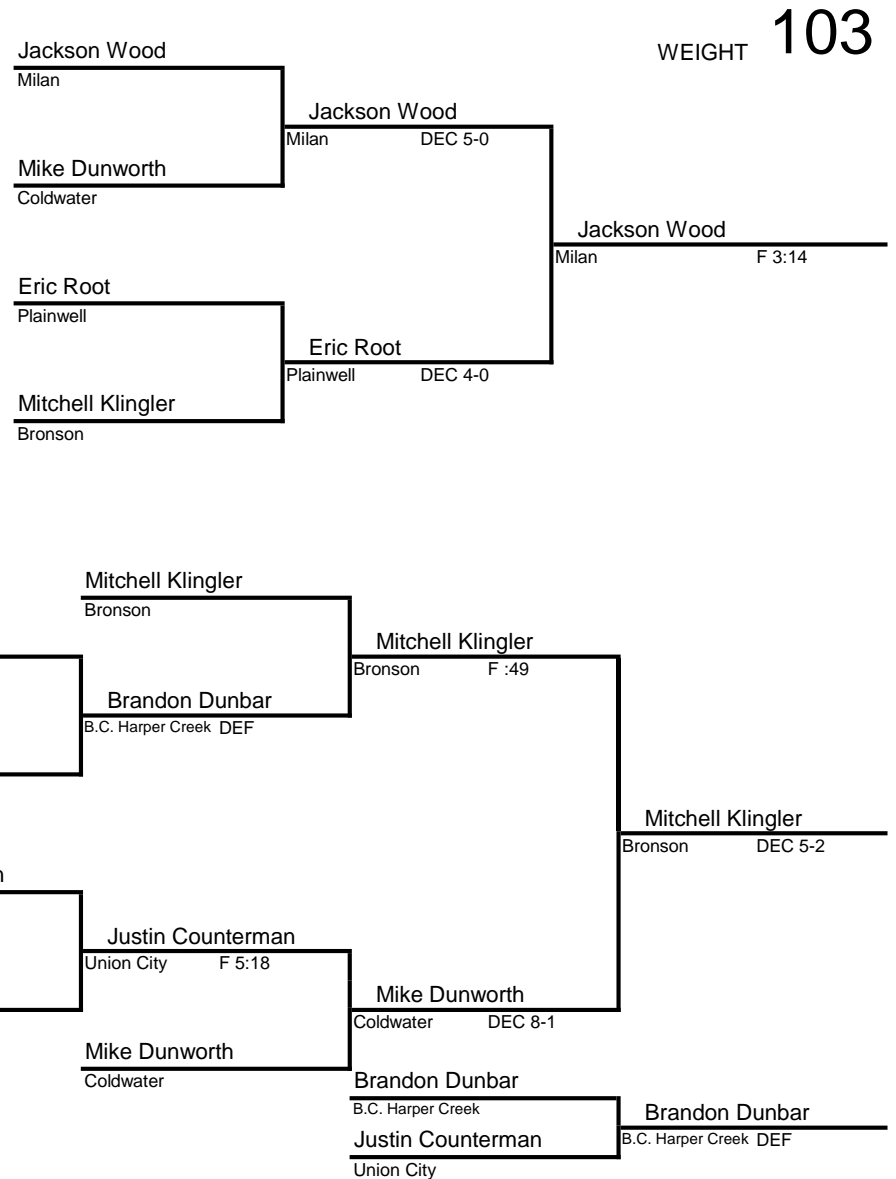
David Box

Milan



Bill Evans Memorial Invitational

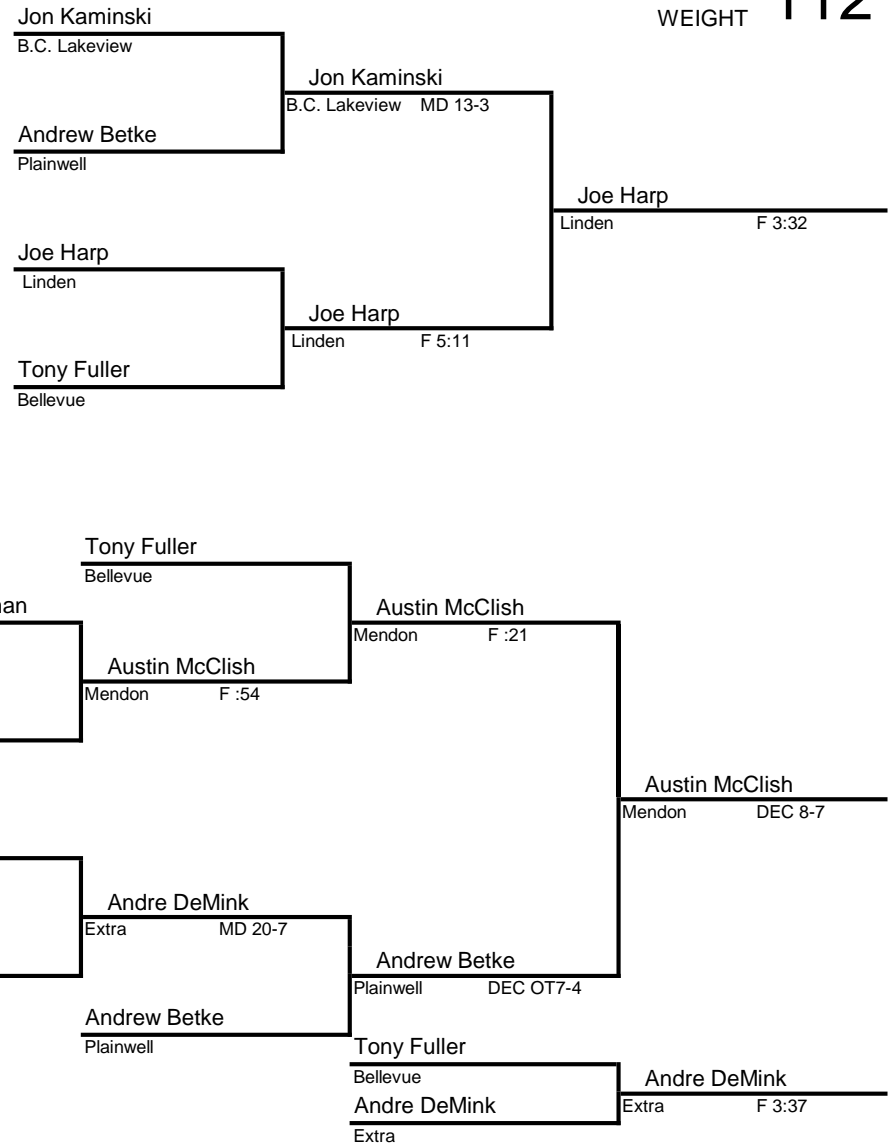
| POOL A | | RD 1 | W I N | L O S S | RD 2 | W I N | L O S S | RD 3 | W I N | L O S S |
|--------|-----------------------|------|-------------|------------------|------|-------------|------------------|------|-------------|------------------|
| | | 1 | SCORE | | 38 | SCORE | | 75 | SCORE | |
| 1 | Jackson Wood MIL | 2 | F | 1:23 | BYE | BYE | 3 | F | 2:41 | |
| 2 | Brandon Dunbar HC | 1 | L | | 3 | F | 2:56 | BYE | BYE | |
| 3 | Alex Neal LIN | BYE | BYE | | 2 | L | | 1 | L | |
| POOL B | | RD 1 | W I N | L O S S | RD 2 | W I N | L O S S | RD 3 | W I N | L O S S |
| | | X | SCORE | | X | SCORE | | 76 | SCORE | |
| 4 | Aaron Fires BCC | BYE | BYE | | 5 | VOID | | 6 | L | |
| 5 | Void | 6 | L | | 4 | L | | BYE | BYE | |
| 6 | Mike Dunworth CDW | 5 | MD | | BYE | BYE | | 4 | DIS | |
| POOL C | | RD 1 | W I N | L O S S | RD 2 | W I N | L O S S | RD 3 | W I N | L O S S |
| | | 2 | SCORE | | 39 | SCORE | | 77 | SCORE | |
| 7 | Eric Root PLW | 8 | TF | 18-1 | BYE | BYE | | 9 | F | 4:25 |
| 8 | Trey Mathews MEN | 7 | L | | 9 | L | | BYE | BYE | |
| 9 | Justin Counterman UC | BYE | BYE | | 8 | F | 3:00 | 7 | L | |
| POOL D | | RD 1 | W I N | L O S S | RD 2 | W I N | L O S S | RD 3 | W I N | L O S S |
| | | 3 | SCORE | | 40 | SCORE | | 78 | SCORE | |
| 10 | Travis Morehouse JAC | BYE | BYE | | 11 | TF | | 12 | L | |
| 11 | Alex Baulteng BCL | 12 | L | | 10 | L | | BYE | BYE | |
| 12 | Mitchell Klingler BNS | 11 | MD | 10-2 | BYE | BYE | | 10 | F | 3:19 |



Bill Evans Memorial Invitational

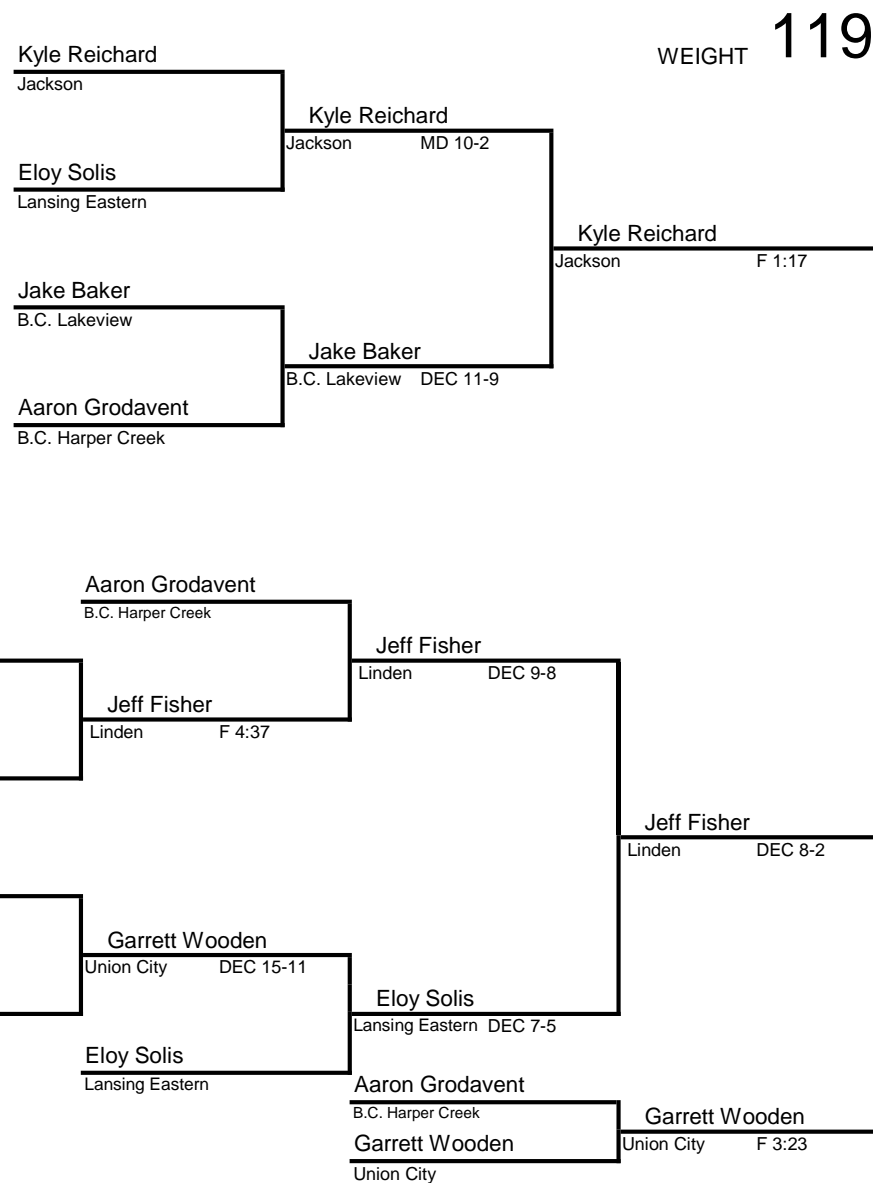
| POOL A | | | RD 1 | W I N | L O S S | RD 2 | W I N | L O S S | RD 3 | W I N | L O S S |
|--------|-------------------|------|------|-------------|------------------|------|-------------|------------------|------|-------------|------------------|
| | | | X | SCORE | | X | SCORE | | 79 | SCORE | |
| 1 | Jon Kaminski | BCL | 2 | VOID | | BYE | BYE | | 3 | F | 4:34 |
| 2 | Void | | 1 | L | | 3 | L | | BYE | BYE | |
| 3 | Cameron Kunselman | JAC | BYE | BYE | | 2 | VOID | | 1 | L | |
| POOL B | | | RD 1 | W I N | L O S S | RD 2 | W I N | L O S S | RD 3 | W I N | L O S S |
| | | | X | SCORE | | X | SCORE | | 80 | SCORE | |
| 4 | Andrew Betke | PLW | BYE | BYE | | 5 | VOID | | 6 | DEC | 9-6 |
| 5 | Void | | 6 | L | | 4 | L | | BYE | BYE | |
| 6 | Austin McClish | MEN | 5 | TF | | BYE | BYE | | 4 | L | |
| POOL C | | | RD 1 | W I N | L O S S | RD 2 | W I N | L O S S | RD 3 | W I N | L O S S |
| | | | X | SCORE | | X | SCORE | | 81 | SCORE | |
| 7 | Joe Harp | LIN | 8 | VOID | | BYE | BYE | | 9 | F | 2:34 |
| 8 | Void | | 7 | L | | 9 | L | | BYE | BYE | |
| 9 | Nate Vaccaro | UC | BYE | BYE | | 8 | VOID | | 7 | L | |
| POOL D | | | RD 1 | W I N | L O S S | RD 2 | W I N | L O S S | RD 3 | W I N | L O S S |
| | | | 4 | SCORE | | 41 | SCORE | | 82 | SCORE | |
| 10 | Jhonny Vazquez | BCC | BYE | BYE | | 11 | L | 16-0 | 12 | L | |
| 11 | Andre DeMink | XEX | 12 | L | | 10 | TF | 16-0 | BYE | BYE | |
| 12 | Tony Fuller | XBEL | 11 | TF | 21-5 | BYE | BYE | | 10 | F | 1:12 |

WEIGHT **112**



Bill Evans Memorial Invitational

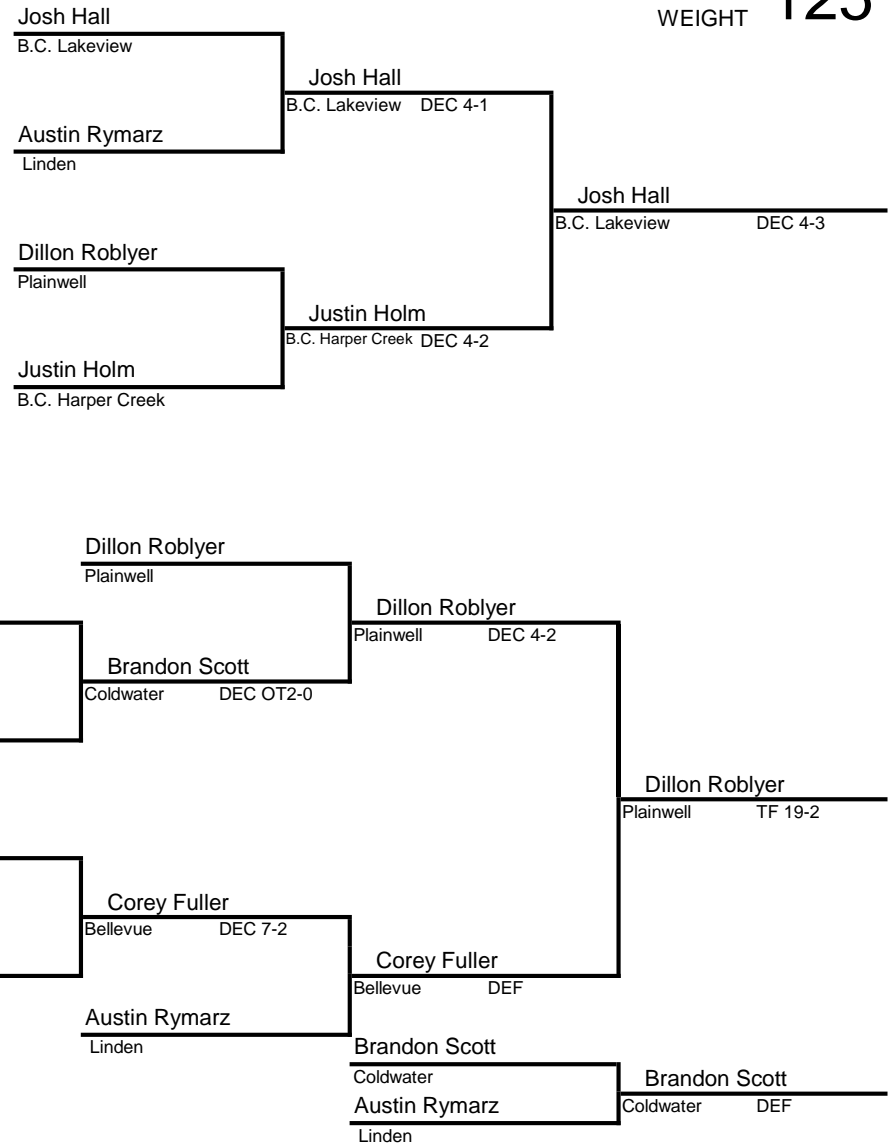
| POOL A | | RD 1 | W I N | L O S S | RD 2 | W I N | L O S S | RD 3 | W I N | L O S S |
|--------|--------------------|------|-------------|------------------|------|-------------|------------------|------|-------------|------------------|
| | | 5 | SCORE | | X | SCORE | | X | SCORE | |
| 1 | Kyle Reichard JAC | 2 | F 3:19 | | BYE | BYE | | 3 | VOID | |
| 2 | Chance Dules BNS | 1 | L | | 3 | VOID | | BYE | BYE | |
| 3 | Void | BYE | BYE | | 2 | L | | 1 | L | |
| POOL B | | RD 1 | W I N | L O S S | RD 2 | W I N | L O S S | RD 3 | W I N | L O S S |
| | | 6 | SCORE | | 42 | SCORE | | 83 | SCORE | |
| 4 | Nicholas Bacon BCC | BYE | BYE | | 5 | L | | 6 | L | |
| 5 | Eloy Solis LE | 6 | DEC 8-4 | | 4 | MD 12-3 | | BYE | BYE | |
| 6 | Jeff Fisher LIN | 5 | L | | BYE | BYE | | 4 | DEC 14-8 | |
| POOL C | | RD 1 | W I N | L O S S | RD 2 | W I N | L O S S | RD 3 | W I N | L O S S |
| | | 7 | SCORE | | 43 | SCORE | | 84 | SCORE | |
| 7 | Jake Baker BCL | 8 | TF 16-1 | | BYE | BYE | | 9 | F 4:21 | |
| 8 | Garrett Wooden UC | 7 | L | | 9 | DEC 10-9 | | BYE | BYE | |
| 9 | Tyler Britten MEN | BYE | BYE | | 8 | L | | 7 | L | |
| POOL D | | RD 1 | W I N | L O S S | RD 2 | W I N | L O S S | RD 3 | W I N | L O S S |
| | | 8 | SCORE | | 44 | SCORE | | 85 | SCORE | |
| 10 | Riley Beam XBEL | BYE | BYE | | 11 | F | | 12 | L | |
| 11 | Tyler Pothoof CDW | 12 | L | | 10 | L | | BYE | BYE | |
| 12 | Aaron Grodavent HC | 11 | F 0:48 | | BYE | BYE | | 10 | F 2:26 | |



Bill Evans Memorial Invitational

| POOL A | | | RD 1 | W I N | L O S S | RD 2 | W I N | L O S S | RD 3 | W I N | L O S S |
|--------|------------------|------|------|-------|---------|------|-------|---------|------|-------|---------|
| | | | 8 | SCORE | | 45 | SCORE | | 87 | SCORE | |
| 1 | Josh Hall | BCL | 2 | TF | 18-3 | BYE | BYE | | 3 | DEC | 4-2 |
| 2 | Manley Ramos | BCC | 1 | L | | 3 | L | | BYE | BYE | |
| 3 | Brandon Scott | CDW | BYE | BYE | | 2 | F | 1:32 | 1 | L | |
| POOL B | | | RD 1 | W I N | L O S S | RD 2 | W I N | L O S S | RD 3 | W I N | L O S S |
| | | | 9 | SCORE | | 46 | SCORE | | 88 | SCORE | |
| 4 | Dustin Powell | UC | BYE | BYE | | 5 | F | :57 | 6 | L | |
| 5 | Nico Perez | JAC | 6 | L | | 4 | L | | BYE | BYE | |
| 6 | Austin Rymarz | LIN | 5 | F | 4:45 | BYE | BYE | | 4 | DEC | 8-4 |
| POOL C | | | RD 1 | W I N | L O S S | RD 2 | W I N | L O S S | RD 3 | W I N | L O S S |
| | | | 10 | SCORE | | 47 | SCORE | | 89 | SCORE | |
| 7 | Dillon Roblyer | PLW | 8 | F | :53 | BYE | BYE | | 9 | DEC | 9-2 |
| 8 | Trinity Marshall | XEX | 7 | L | | 9 | L | | BYE | BYE | |
| 9 | Corey Fuller | XBEL | BYE | BYE | | 8 | F | :15 | 7 | L | |
| POOL D | | | RD 1 | W I N | L O S S | RD 2 | W I N | L O S S | RD 3 | W I N | L O S S |
| | | | 11 | SCORE | | 48 | SCORE | | 90 | SCORE | |
| 10 | Tim Grimm | MEN | BYE | BYE | | 11 | F | | 12 | L | |
| 11 | Cody Hutchinson | LE | 12 | L | | 10 | L | | BYE | BYE | |
| 12 | Justin Holm | HC | 11 | F | :38 | BYE | BYE | | 10 | DEC | 8-1 |

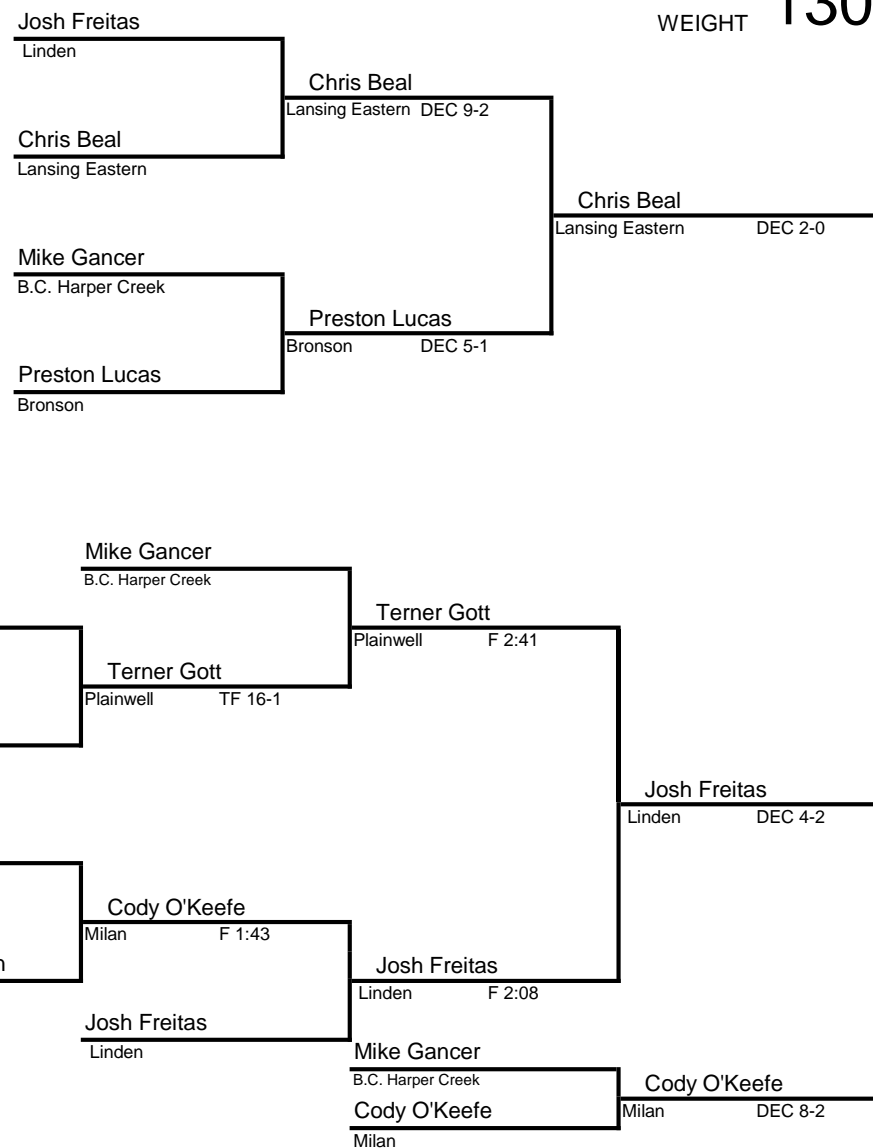
WEIGHT **125**



Bill Evans Memorial Invitational

| POOL A | | RD 1 | W I N | L O S S | RD 2 | W I N | L O S S | RD 3 | W I N | L O S S |
|--------|--------------------|------|-------------|------------------|------|-------------|------------------|------|-------------|------------------|
| | | 12 | SCORE | | 49 | SCORE | | 91 | SCORE | |
| 1 | Josh Freitas | LIN | 2 | F 2:34 | BYE | BYE | | 3 | F :35 | |
| 2 | Justin Middlehurst | MEN | 1 | L | 3 | L | | BYE | BYE | |
| 3 | Daniel Murrell | BCC | BYE | BYE | 2 | F 4:23 | | 1 | L | |
| POOL B | | RD 1 | W I N | L O S S | RD 2 | W I N | L O S S | RD 3 | W I N | L O S S |
| | | 13 | SCORE | | 50 | SCORE | | 92 | SCORE | |
| 4 | Chris Beal | LE | BYE | BYE | 5 | F 2:46 | | 6 | DEC 5-0 | |
| 5 | Tyler Benjamin | BCL | 6 | L | 4 | L | | BYE | BYE | |
| 6 | Terner Gott | PLW | 5 | F 1:52 | BYE | BYE | | 4 | L | |
| POOL C | | RD 1 | W I N | L O S S | RD 2 | W I N | L O S S | RD 3 | W I N | L O S S |
| | | 14 | SCORE | | 51 | SCORE | | 93 | SCORE | |
| 7 | Mike Gancer | HC | 8 | TF 23-5 | BYE | BYE | | 9 | DEC 4-3 | |
| 8 | Tyler Alvarado | JAC | 7 | L | 9 | L | | BYE | BYE | |
| 9 | Cody O'Keefe | MIL | BYE | BYE | 8 | TF 17-2 | | 7 | L | |
| POOL D | | RD 1 | W I N | L O S S | RD 2 | W I N | L O S S | RD 3 | W I N | L O S S |
| | | 15 | SCORE | | 52 | SCORE | | 94 | SCORE | |
| 10 | Jason Counterman | UC | BYE | BYE | 11 | F | | 12 | L | |
| 11 | Kyle Feetham | XEX | 12 | L | 10 | L | | BYE | BYE | |
| 12 | Preston Lucas | BNS | 11 | F 3:49 | BYE | BYE | | 10 | F :36 | |

WEIGHT **130**



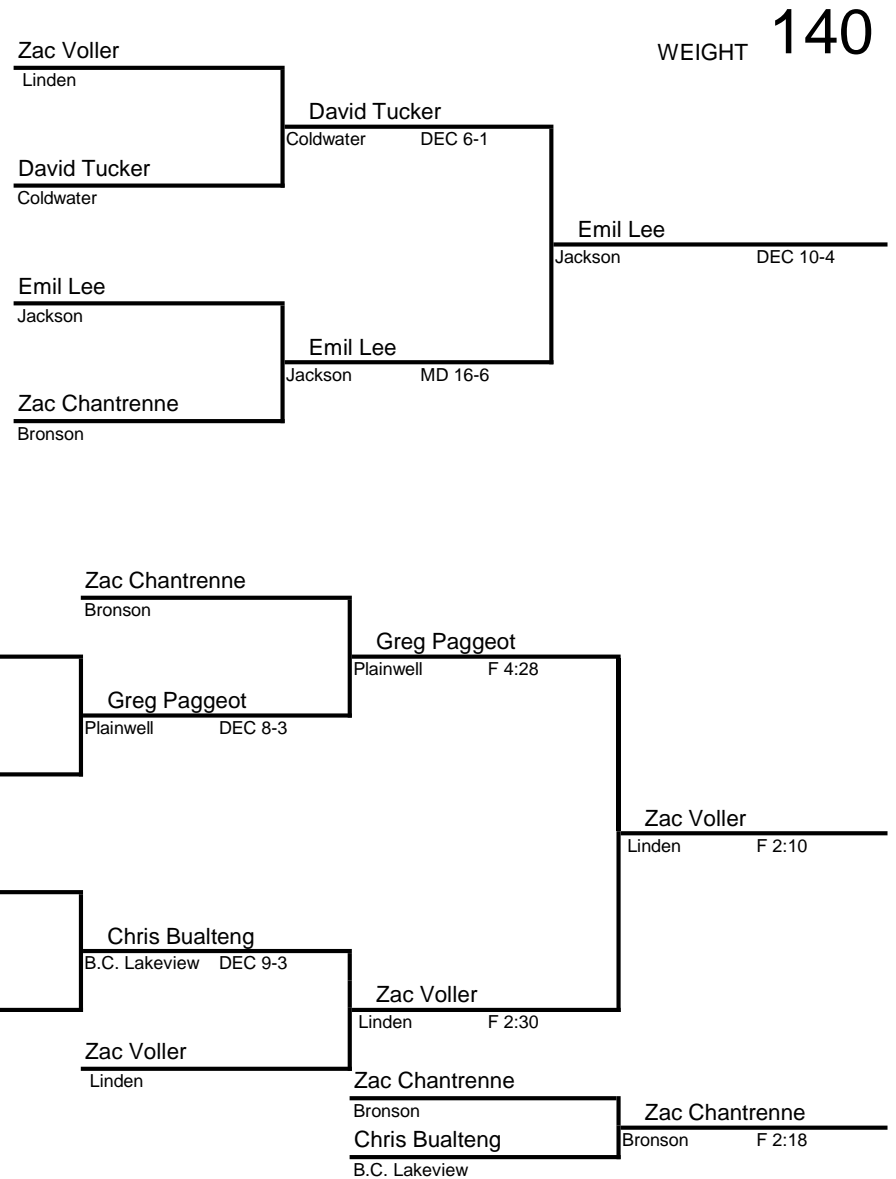
Bill Evans Memorial Invitational

| POOL A | | RD 1 | W I N | L O S S | RD 2 | W I N | L O S S | RD 3 | W I N | L O S S |
|--------|-------------------|------|-------------|------------------|------|-------------|------------------|------|--------------|------------------|
| | | 16 | SCORE | | 53 | SCORE | | 95 | SCORE | |
| 1 | Jaylyn Bohl PLW | 2 | F 1:32 | | BYE | BYE | | 3 | F 3:08 | |
| 2 | Jay Morris BCL | 1 | L | | 3 | F 4:15 | | BYE | BYE | |
| 3 | Coty Trout JAC | BYE | BYE | | 2 | L | | 1 | L | |
| POOL B | | RD 1 | W I N | L O S S | RD 2 | W I N | L O S S | RD 3 | W I N | L O S S |
| | | 17 | SCORE | | 54 | SCORE | | 96 | SCORE | |
| 4 | Dallas Blank LIN | BYE | BYE | | 5 | F 2:52 | | 6 | DEC 16-10 | |
| 5 | Justin Tower LE | 6 | L | | 4 | L | | BYE | BYE | |
| 6 | Sean Cruz HC | 5 | F :55 | | BYE | BYE | | 4 | L | |
| POOL C | | RD 1 | W I N | L O S S | RD 2 | W I N | L O S S | RD 3 | W I N | L O S S |
| | | 18 | SCORE | | 55 | SCORE | | 97 | SCORE | |
| 7 | Tim Sims MIL | 8 | F 3:41 | | BYE | BYE | | 9 | DEC 5-3 | |
| 8 | Ethan Wareham UC | 7 | L | | 9 | L | | BYE | BYE | |
| 9 | Gaven Kolb CDW | BYE | BYE | | 8 | DEC 4-2 | | 7 | L | |
| POOL D | | RD 1 | W I N | L O S S | RD 2 | W I N | L O S S | RD 3 | W I N | L O S S |
| | | 19 | SCORE | | 56 | SCORE | | 98 | SCORE | |
| 10 | Derick Waters BCC | BYE | BYE | | 11 | F | | 12 | L | |
| 11 | David Stahr MEN | 12 | L | | 10 | L | | BYE | BYE | |
| 12 | Brad Losinski BNS | 11 | F 1:27 | | BYE | BYE | | 10 | TF 16-0 | |



Bill Evans Memorial Invitational

| POOL A | | | RD 1 | W I N | L O S S | RD 2 | W I N | L O S S | RD 3 | W I N | L O S S |
|--------|----------------|-----|------|-------|---------|------|-------|---------|------|-------|---------|
| | | | 20 | SCORE | | 57 | SCORE | | 99 | SCORE | |
| 1 | Nate Bowen | MEN | 2 | F | 2:18 | BYE | BYE | | 3 | L | |
| 2 | David Brown | BCC | 1 | L | | 3 | L | | BYE | BYE | |
| 3 | Zac Voller | LIN | BYE | BYE | | 2 | F | :37 | 1 | DEC | 6-4 |
| POOL B | | | RD 1 | W I N | L O S S | RD 2 | W I N | L O S S | RD 3 | W I N | L O S S |
| | | | 21 | SCORE | | 58 | SCORE | | 100 | SCORE | |
| 4 | Greg Paggeot | PLW | BYE | BYE | | 5 | F | :49 | 6 | L | |
| 5 | Travis Dadow | HC | 6 | L | | 4 | L | | BYE | BYE | |
| 6 | David Tucker | CDW | 5 | MD | 1:37 | BYE | BYE | | 4 | DEC | 7-5 |
| POOL C | | | RD 1 | W I N | L O S S | RD 2 | W I N | L O S S | RD 3 | W I N | L O S S |
| | | | 22 | SCORE | | 59 | SCORE | | 101 | SCORE | |
| 7 | Emil Lee | JAC | 8 | F | 1:20 | BYE | BYE | | 9 | MD | 12-2 |
| 8 | Derrick Jones | LE | 7 | L | | 9 | L | | BYE | BYE | |
| 9 | Chris Bualteng | BCL | BYE | BYE | | 8 | F | 1:18 | 7 | L | |
| POOL D | | | RD 1 | W I N | L O S S | RD 2 | W I N | L O S S | RD 3 | W I N | L O S S |
| | | | 23 | SCORE | | 60 | SCORE | | 102 | SCORE | |
| 10 | RJ Gaskill | MIL | BYE | BYE | | 11 | DEC | | 12 | L | |
| 11 | John Powell | UC | 12 | L | | 10 | L | | BYE | BYE | |
| 12 | Zac Chantrenne | BNS | 11 | MD | 14-0 | BYE | BYE | | 10 | F | 1:54 |



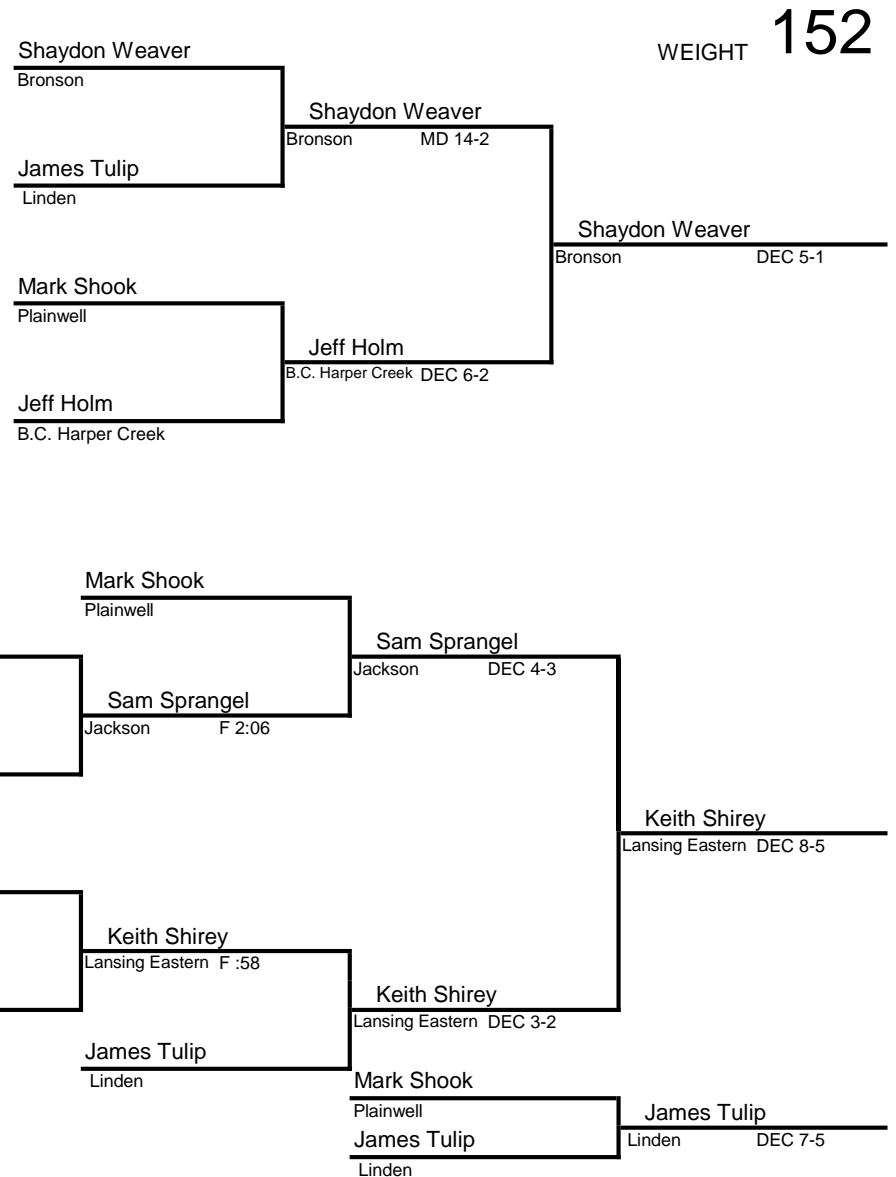
Bill Evans Memorial Invitational

| POOL A | | RD 1 | W I N | L O S S | RD 2 | W I N | L O S S | RD 3 | W I N | L O S S |
|--------|-------------------|------|-------------|------------------|------|-------------|------------------|------|-------------|------------------|
| | | 24 | SCORE | | 61 | SCORE | | 103 | SCORE | |
| 1 | Jacob Williams UC | 2 | F 1:51 | | BYE | BYE | | 3 | F :55 | |
| 2 | Jon Valentin XEX | 1 | L | | 3 | L | | BYE | BYE | |
| 3 | Corey Wilson BCL | BYE | BYE | | 2 | F 1:19 | | 1 | L | |
| POOL B | | RD 1 | W I N | L O S S | RD 2 | W I N | L O S S | RD 3 | W I N | L O S S |
| | | 25 | SCORE | | 62 | SCORE | | 104 | SCORE | |
| 4 | Sam Erwin BNS | BYE | BYE | | 5 | F 1:54 | | 6 | DEC 8-6 | |
| 5 | Zach Dowell XEX | 6 | L | | 4 | L | | BYE | BYE | |
| 6 | Jake Smith HC | 5 | TF 1:49 | | BYE | BYE | | 4 | L | |
| POOL C | | RD 1 | W I N | L O S S | RD 2 | W I N | L O S S | RD 3 | W I N | L O S S |
| | | 26 | SCORE | | 63 | SCORE | | 105 | SCORE | |
| 7 | Alex Davis LIN | 8 | F 3:23 | | BYE | BYE | | 9 | DEC 6-0 | |
| 8 | Mike Fink JAC | 7 | L | | 9 | L | | BYE | BYE | |
| 9 | David Wilson MIL | BYE | BYE | | 8 | F 5:41 | | 7 | L | |
| POOL D | | RD 1 | W I N | L O S S | RD 2 | W I N | L O S S | RD 3 | W I N | L O S S |
| | | 27 | SCORE | | 64 | SCORE | | 106 | SCORE | |
| 10 | Max Miller MEN | BYE | BYE | | 11 | F | | 12 | L | |
| 11 | Anthony Rurka CDW | 12 | L | | 10 | L | | BYE | BYE | |
| 12 | Chris Smit PLW | 11 | TF 25-9 | | BYE | BYE | | 10 | F 3:25 | |



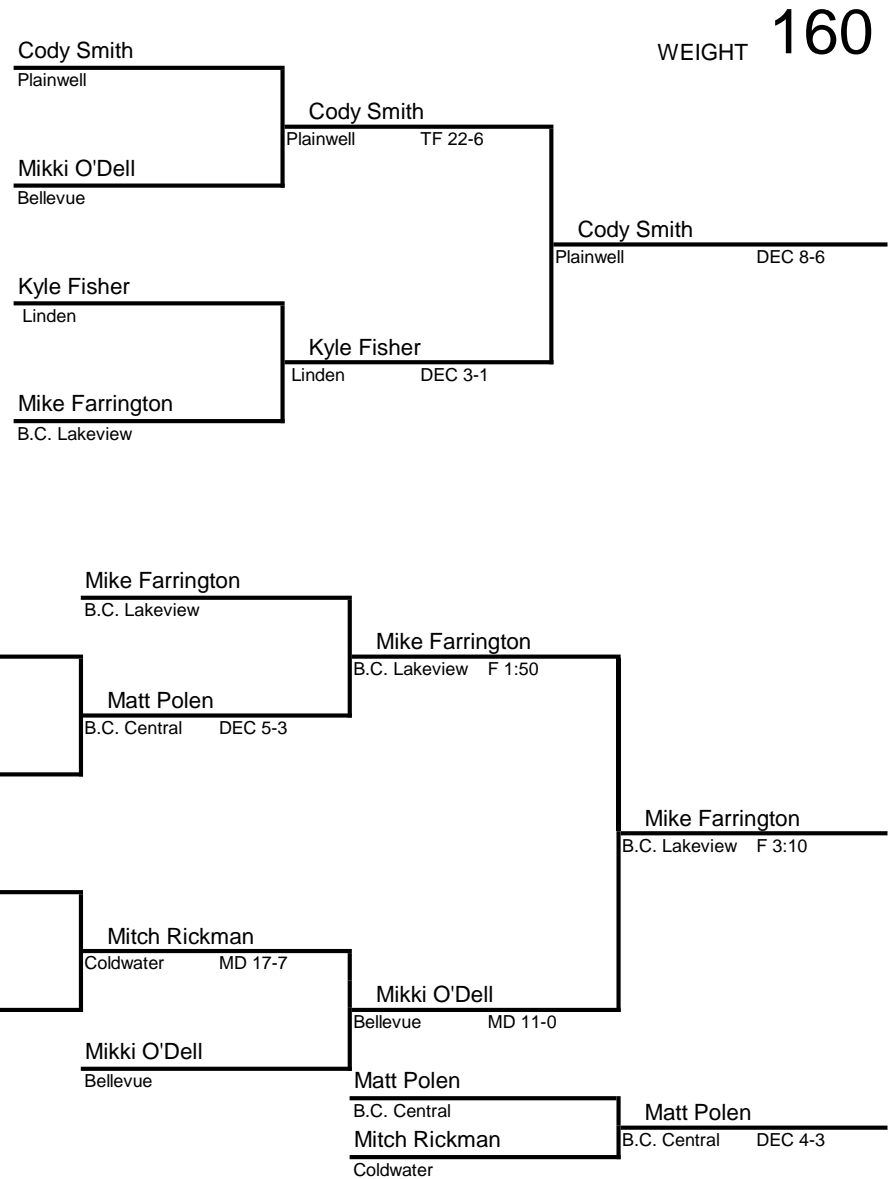
Bill Evans Memorial Invitational

| POOL A | | | RD 1 | W I N | L O S S | RD 2 | W I N | L O S S | RD 3 | W I N | L O S S |
|--------|----------------|-----|------|-------------|------------------|------|-------------|------------------|------|-------------|------------------|
| | | | 28 | SCORE | | 65 | SCORE | | 107 | SCORE | |
| 1 | Shaydon Weaver | BNS | 2 | F | 1:07 | BYE | BYE | | 3 | F | :57 |
| 2 | Sean Hallahan | UC | 1 | L | | 3 | L | | BYE | BYE | |
| 3 | Daniel Foghino | MEN | BYE | BYE | | 2 | F | 1:47 | 1 | L | |
| POOL B | | | RD 1 | W I N | L O S S | RD 2 | W I N | L O S S | RD 3 | W I N | L O S S |
| | | | X | SCORE | | X | SCORE | | 108 | SCORE | |
| 4 | James Tulip | LIN | BYE | BYE | | 5 | VOID | | 6 | MD | 14-5 |
| 5 | Void | | 6 | L | | 4 | L | | BYE | BYE | |
| 6 | Sam Sprangel | JAC | 5 | VOID | | BYE | BYE | | 4 | L | |
| POOL C | | | RD 1 | W I N | L O S S | RD 2 | W I N | L O S S | RD 3 | W I N | L O S S |
| | | | X | SCORE | | X | SCORE | | 109 | SCORE | |
| 7 | Keith Shirey | LE | 8 | VOID | | BYE | BYE | | 9 | L | |
| 8 | Void | | 7 | L | | 9 | L | | BYE | BYE | |
| 9 | Mark Shook | PLW | BYE | BYE | | 8 | VOID | | 7 | DEC | 4-3 |
| POOL D | | | RD 1 | W I N | L O S S | RD 2 | W I N | L O S S | RD 3 | W I N | L O S S |
| | | | X | SCORE | | X | SCORE | | 110 | SCORE | |
| 10 | Ian Harryman | BCC | BYE | BYE | | 11 | VOID | | 12 | L | |
| 11 | Void | | 12 | L | | 10 | L | | BYE | BYE | |
| 12 | Jeff Holm | HC | 11 | VOID | | BYE | BYE | | 10 | F | 1:44 |



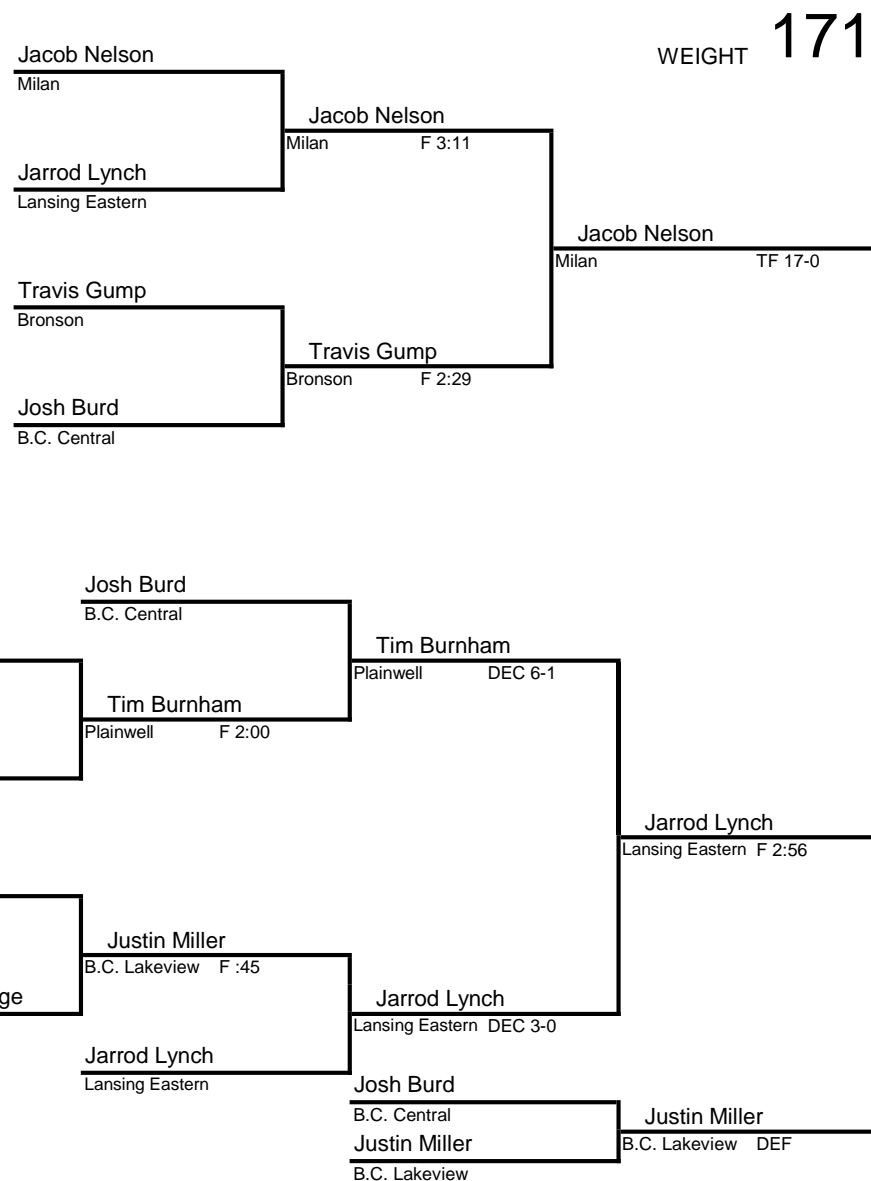
Bill Evans Memorial Invitational

| POOL A | | RD 1 | W I N | L O S S | RD 2 | W I N | L O S S | RD 3 | W I N | L O S S |
|--------|---------------------|------|-------------|------------------|------|-------------|------------------|------|-------------|------------------|
| | | 29 | SCORE | | 66 | SCORE | | 111 | SCORE | |
| 1 | Cody Smith PLW | 2 | F 2:20 | | BYE | BYE | | 3 | F :20 | |
| 2 | Matt Polen BCC | 1 | L | | 3 | F :46 | | BYE | BYE | |
| 3 | Matt Hueckel HC | BYE | BYE | | 2 | L | | 1 | L | |
| POOL B | | RD 1 | W I N | L O S S | RD 2 | W I N | L O S S | RD 3 | W I N | L O S S |
| | | X | SCORE | | X | SCORE | | 112 | SCORE | |
| 4 | Corie Hoard BNS | BYE | BYE | | 5 | VOID | | 6 | L | |
| 5 | Void | 6 | L | | 4 | L | | BYE | BYE | |
| 6 | Mikki O'Dell XBEL | 5 | VOID | | BYE | BYE | | 4 | F 1:24 | |
| POOL C | | RD 1 | W I N | L O S S | RD 2 | W I N | L O S S | RD 3 | W I N | L O S S |
| | | 30 | SCORE | | 67 | SCORE | | 113 | SCORE | |
| 7 | Kyle Fisher LIN | 8 | F 3:37 | | BYE | BYE | | 9 | MD 9-0 | |
| 8 | Jeff Borener MIL | 7 | L | | 9 | L | | BYE | BYE | |
| 9 | Mitch Rickman CDW | BYE | BYE | | 8 | DEC 5-3 | | 7 | L | |
| POOL D | | RD 1 | W I N | L O S S | RD 2 | W I N | L O S S | RD 3 | W I N | L O S S |
| | | X | SCORE | | X | SCORE | | 114 | SCORE | |
| 10 | Jordan Rubley MEN | BYE | BYE | | 11 | VOID | | 12 | L | |
| 11 | Void | 12 | L | | 10 | L | | BYE | BYE | |
| 12 | Mike Farrington BCL | 11 | VOID | | BYE | BYE | | 10 | F 3:25 | |



Bill Evans Memorial Invitational

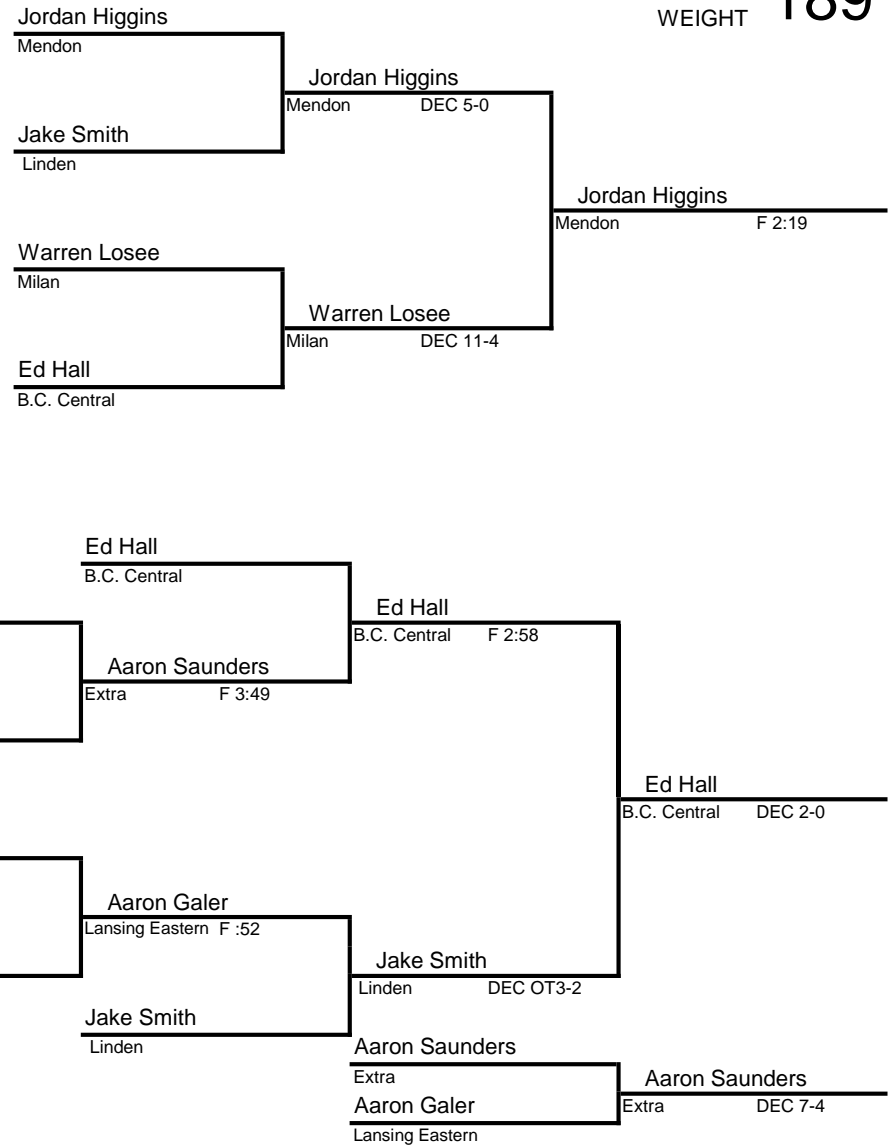
| POOL A | | | RD 1 | W I N | L O S S | RD 2 | W I N | L O S S | RD 3 | W I N | L O S S |
|--------|----------------------|-----|------|-------------|------------------|------|-------------|------------------|------|-------------|------------------|
| | | | X | SCORE | | X | SCORE | | 115 | SCORE | |
| 1 | Jacob Nelson | MIL | 2 | VOID | | BYE | BYE | | 3 | F | 1:25 |
| 2 | Void | | 1 | L | | 3 | L | | BYE | BYE | |
| 3 | Brandon LaLonde | LIN | BYE | BYE | | 2 | VOID | | 1 | L | |
| POOL B | | | RD 1 | W I N | L O S S | RD 2 | W I N | L O S S | RD 3 | W I N | L O S S |
| | | | 31 | SCORE | | 68 | SCORE | | 116 | SCORE | |
| 4 | Tim Burnham | PLW | BYE | BYE | | 5 | F | 1:14 | 6 | L | |
| 5 | Kevin Miller | JAC | 6 | L | | 4 | L | | BYE | BYE | |
| 6 | Jarrold Lynch | LE | 5 | VOID | 2:43 | BYE | BYE | | 4 | F | 2:16 |
| POOL C | | | RD 1 | W I N | L O S S | RD 2 | W I N | L O S S | RD 3 | W I N | L O S S |
| | | | X | SCORE | | X | SCORE | | 117 | SCORE | |
| 7 | Justin Miller | BCL | 8 | VOID | | BYE | BYE | | 9 | L | |
| 8 | Void | | 7 | L | | 9 | L | | BYE | BYE | |
| 9 | Travis Gump | BNS | BYE | BYE | | 8 | VOID | | 7 | F | 3:54 |
| POOL D | | | RD 1 | W I N | L O S S | RD 2 | W I N | L O S S | RD 3 | W I N | L O S S |
| | | | X | SCORE | | X | SCORE | | 118 | SCORE | |
| 10 | Christopher Hatridge | MEN | BYE | BYE | | 11 | VOID | | 12 | L | |
| 11 | Void | | 12 | L | | 10 | L | | BYE | BYE | |
| 12 | Josh Burd | BCC | 11 | VOID | | BYE | BYE | | 10 | F | 2:33 |



Bill Evans Memorial Invitational

| POOL A | | | RD 1 | W I N | L O S S | RD 2 | W I N | L O S S | RD 3 | W I N | L O S S |
|--------|--------------------|-----|------|-------------|------------------|------|-------------|------------------|------|-------------|------------------|
| | | | 32 | SCORE | | 69 | SCORE | | 119 | SCORE | |
| 1 | Jordan Higgins | MEN | 2 | F | 1:40 | BYE | BYE | | 3 | F | :28 |
| 2 | Jason Langland | PLW | 1 | L | | 3 | F | :58 | BYE | BYE | |
| 3 | Aaron King | CDW | BYE | BYE | | 2 | L | | 1 | L | |
| POOL B | | | RD 1 | W I N | L O S S | RD 2 | W I N | L O S S | RD 3 | W I N | L O S S |
| | | | 33 | SCORE | | 70 | SCORE | | 120 | SCORE | |
| 4 | Jake Smith | LIN | BYE | BYE | | 5 | F | 3:13 | 6 | DEC | 7-5 |
| 5 | Thomas Fitzpatrick | JAC | 6 | L | | 4 | L | | BYE | BYE | |
| 6 | Aaron Saunders | XEX | 5 | VOID | 1:59 | BYE | BYE | | 4 | L | |
| POOL C | | | RD 1 | W I N | L O S S | RD 2 | W I N | L O S S | RD 3 | W I N | L O S S |
| | | | X | SCORE | | X | SCORE | | 121 | SCORE | |
| 7 | Warren Losee | MIL | 8 | VOID | | BYE | BYE | | 9 | F | :55 |
| 8 | Void | | 7 | L | | 9 | L | | BYE | BYE | |
| 9 | Aaron Galer | LE | BYE | BYE | | 8 | VOID | | 7 | L | |
| POOL D | | | RD 1 | W I N | L O S S | RD 2 | W I N | L O S S | RD 3 | W I N | L O S S |
| | | | X | SCORE | | X | SCORE | | 122 | SCORE | |
| 10 | Nate Russell | BNS | BYE | BYE | | 11 | VOID | | 12 | L | |
| 11 | Void | | 12 | L | | 10 | L | | BYE | BYE | |
| 12 | Ed Hall | BCC | 11 | VOID | | BYE | BYE | | 10 | F | 3:40 |

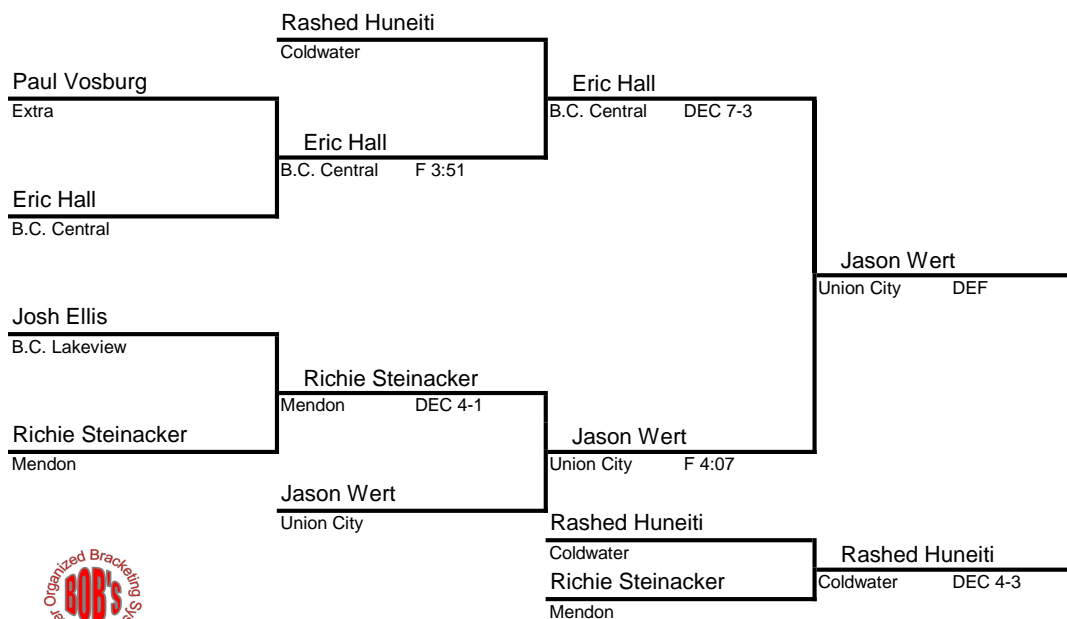
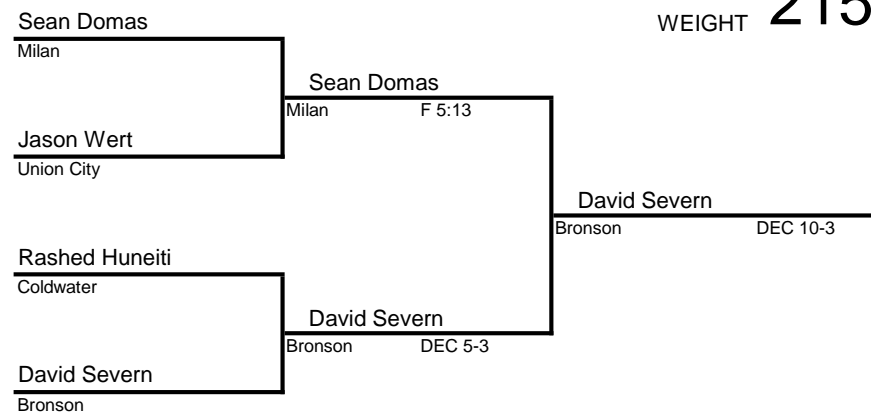
WEIGHT **189**



Bill Evans Memorial Invitational

| POOL A | | RD 1 | W I N | L O S S | RD 2 | W I N | L O S S | RD 3 | W I N | L O S S |
|--------|-----------------------|------|-------------|------------------|------|-------------|------------------|------|-------------|------------------|
| | | 34 | SCORE | | 71 | SCORE | | 123 | SCORE | |
| 1 | Sean Domas MIL | 2 | F | 1:14 | BYE | BYE | | 3 | F | 1:09 |
| 2 | Brandon Worden LIN | 1 | L | | 3 | L | | BYE | BYE | |
| 3 | Paul Vosburg XEX | BYE | BYE | | 2 | DEC | 5-2 | 1 | L | |
| POOL B | | RD 1 | W I N | L O S S | RD 2 | W I N | L O S S | RD 3 | W I N | L O S S |
| | | 35 | SCORE | | 72 | SCORE | | 124 | SCORE | |
| 4 | Jason Wert UC | BYE | BYE | | 5 | F | 5:33 | 6 | DEC | 9-4 |
| 5 | Jeff Drye JAC | 6 | L | | 4 | L | | BYE | BYE | |
| 6 | Eric Hall BCC | 5 | VOID | 5:13 | BYE | BYE | | 4 | L | |
| POOL C | | RD 1 | W I N | L O S S | RD 2 | W I N | L O S S | RD 3 | W I N | L O S S |
| | | 36 | SCORE | | 73 | SCORE | | 125 | SCORE | |
| 7 | Rashed Huneiti CDW | 8 | F | 3:02 | BYE | BYE | | 9 | F | 5:58 |
| 8 | David Pfeifer LE | 7 | L | | 9 | L | | BYE | BYE | |
| 9 | Josh Ellis BCL | BYE | BYE | | 8 | F | 1:50 | 7 | L | |
| POOL D | | RD 1 | W I N | L O S S | RD 2 | W I N | L O S S | RD 3 | W I N | L O S S |
| | | X | SCORE | | X | SCORE | | 126 | SCORE | |
| 10 | Richie Steinacker MEN | BYE | BYE | | 11 | VOID | | 12 | L | |
| 11 | Void | 12 | L | | 10 | L | | BYE | BYE | |
| 12 | David Severn BNS | 11 | VOID | | BYE | BYE | | 10 | F | :54 |

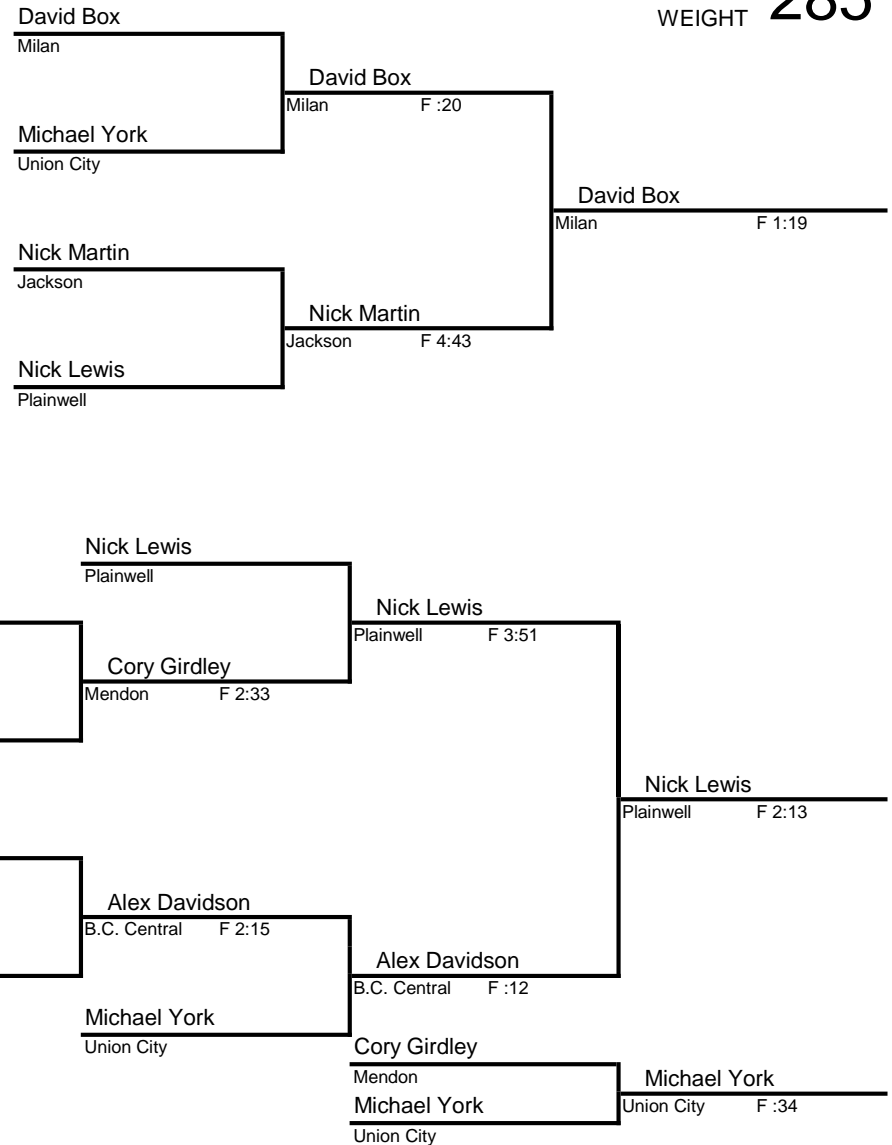
WEIGHT **215**



Bill Evans Memorial Invitational

| POOL A | | | RD 1 | W I N | L O S S | RD 2 | W I N | L O S S | RD 3 | W I N | L O S S |
|--------|-----------------|-----|------|-------------|------------------|------|-------------|------------------|------|-------------|------------------|
| | | | X | SCORE | | X | SCORE | | 127 | SCORE | |
| 1 | David Box | MIL | 2 | VOID | | BYE | BYE | | 3 | F | :34 |
| 2 | Void | | 1 | L | | 3 | L | | BYE | BYE | |
| 3 | Joe Hopper | LIN | BYE | BYE | | 2 | VOID | | 1 | L | |
| POOL B | | | RD 1 | W I N | L O S S | RD 2 | W I N | L O S S | RD 3 | W I N | L O S S |
| | | | X | SCORE | | X | SCORE | | 128 | SCORE | |
| 4 | Michael York | UC | BYE | BYE | | 5 | VOID | | 6 | F | 3:56 |
| 5 | Void | | 6 | L | | 4 | L | | BYE | BYE | |
| 6 | Cory Girdley | MEN | 5 | F | | BYE | BYE | | 4 | L | |
| POOL C | | | RD 1 | W I N | L O S S | RD 2 | W I N | L O S S | RD 3 | W I N | L O S S |
| | | | X | SCORE | | X | SCORE | | 129 | SCORE | |
| 7 | Nataniel Hudson | BCL | 8 | VOID | | BYE | BYE | | 9 | L | |
| 8 | Void | | 7 | L | | 9 | L | | BYE | BYE | |
| 9 | Nick Martin | JAC | BYE | BYE | | 8 | VOID | | 7 | DEC | 4-2 |
| POOL D | | | RD 1 | W I N | L O S S | RD 2 | W I N | L O S S | RD 3 | W I N | L O S S |
| | | | 37 | SCORE | | 74 | SCORE | | 130 | SCORE | |
| 10 | Alex Davidson | BCC | BYE | BYE | | 11 | F | | 12 | L | |
| 11 | Paul Monks | CDW | 12 | L | | 10 | L | | BYE | BYE | |
| 12 | Nick Lewis | PLW | 11 | F | 1:12 | BYE | BYE | | 10 | F | :45 |

WEIGHT **285**



This document was created with Win2PDF available at <http://www.win2pdf.com>.
The unregistered version of Win2PDF is for evaluation or non-commercial use only.
This page will not be added after purchasing Win2PDF.