

# Sportsmanship

1 AA Huron	Mackenzie Feaber
2 AA Pioneer	Frank Diaz-Pezva
3 AA Skyline	Paul Upp
4 Adrian	Matt Galvan
5 Bedford	Brian Gibbs
6 Chelsea	Charlie Kempf
7 Dexter	Evan Oxner
8 Lincoln	James Foley
9 Monroe	Lance Joseph
10 Saline	Ryan Boxeth
11 Tecumseh	Rick Azelton
12 Ypsi	Trey Sweeney

## League Standing

	Record	Dual	Tournament	League
<b>RED</b>				
1 Bedford	11-0	22	20	42
2 Monroe	9-2	18	18	36
3 Saline	8-3	16	8	24
4 AA Pioneer	4-7	8	12	20
5 AA Huron	1-10	2	0	2
6 AA Skyline	0-11	0	2	2
<b>WHITE</b>				
1 Tecumseh	10-1	20	22	42
2 Adrian	7-4	14	16	30
3 Dexter	5-6	10	14	24
4 Chelsea	6-5	12	10	22
5 Ypsi	3-8	6	6	12
6 Lincoln	2-9	4	4	8

## Referee

Phil Westheimer	195064	Tom Morrissey	313907
Rick Schifter	183325	Neil Heiden	548897
Andrew Caveletti	536567		

# SEC League Tournament

February 5, 2011

PLACE	TEAM	POINTS	PLACE	TEAM	POINTS
1	1 Tecumseh	271.0	7	7 Chelsea	104.0
2	2 Bedford	220.5	8	8 Saline	90.0
3	3 Monroe	184.0	9	9 Ypsi	85.5
4	4 Adrian	182.0	10	10 Lincoln	41.0
5	5 Dexter	106.0	11	11 AA Skyline	10.0
6	6 AA Pioneer	104.5	12	12 AA Huron	8.0

## AA Huron

	103	112	119	125	130	135	140	145	1st/2nd	3rd/4th	5th/6th	7th/8th	Minus Team Points	TOTAL
									0	0	0	0		
1	0.0	0.0	0.0	0.0	4.0	0.0	0.0	0.0	0.0	0.0	0.0	0.0	0.0	4.0
2	0.0	0.0	0.0	0.0	0.0	0.0	0.0	0.0	0.0	0.0	0.0	0.0	0.0	0.0
3	0.0	0.0	0.0	0.0	1.0	0.0	0.0	0.0	0.0	0.0	0.0	3.0	0.0	4.0
4	0.0	0.0	0.0	0.0	0.0	0.0	0.0	0.0	0.0	0.0	0.0	0.0	0.0	0.0
5	0.0	0.0	0.0	0.0	0.0	0.0	0.0	0.0	0.0	0.0	0.0	0.0	0.0	0.0
PLACE	0.0	0.0	0.0	0.0	0.0	0.0	0.0	0.0	0.0	0.0	0.0	0.0	0.0	0.0
FINALS	0.0	0.0	0.0	0.0	0.0	0.0	0.0	0.0	0.0	0.0	0.0	0.0	0.0	0.0
TOTAL	0.0	0.0	0.0	0.0	5.0	0.0	0.0	0.0	0.0	0.0	0.0	3.0	0.0	0.0

8.0

## AA Pioneer

	103	112	119	125	130	135	140	145	1st/2nd	3rd/4th	5th/6th	7th/8th	Minus Team Points	TOTAL
									1	1	4	4		
1	0.0	3.5	0.0	0.0	0.0	0.0	0.0	0.0	0.0	0.0	0.0	0.0	0.0	3.5
2	0.0	0.0	4.0	4.0	6.0	0.0	0.0	0.0	4.0	0.0	0.0	6.0	4.0	28.0
3	0.0	0.0	0.0	0.0	0.0	3.0	0.0	0.0	0.0	0.0	1.0	0.0	0.0	7.0
4	0.0	0.0	0.0	2.0	0.0	0.0	0.0	0.0	0.0	0.0	3.0	0.0	0.0	5.0
5	0.0	0.0	1.0	0.0	0.0	0.0	0.0	0.0	1.0	0.0	0.0	3.0	3.0	8.0
PLACE	0.0	0.0	7.0	12.0	3.0	0.0	0.0	0.0	7.0	3.0	3.0	7.0	7.0	49.0
FINALS	0.0	0.0	2.0	0.0	0.0	0.0	0.0	0.0	0.0	2.0	0.0	0.0	0.0	4.0
TOTAL	0.0	3.5	14.0	18.0	9.0	3.0	0.0	0.0	12.0	5.0	7.0	16.0	14.0	3.0

104.5

## AA Skyline

	103	112	119	125	130	135	140	145	1st/2nd	3rd/4th	5th/6th	7th/8th	Minus Team Points	TOTAL
									0	0	0	0		
1	0.0	0.0	0.0	0.0	0.0	0.0	4.0	0.0	0.0	0.0	0.0	0.0	0.0	4.0
2	0.0	0.0	0.0	0.0	0.0	0.0	0.0	0.0	0.0	0.0	0.0	0.0	0.0	0.0
3	0.0	0.0	0.0	0.0	0.0	0.0	2.0	0.0	0.0	0.0	0.0	0.0	0.0	2.0
4	0.0	0.0	0.0	0.0	0.0	0.0	0.0	0.0	0.0	0.0	0.0	0.0	0.0	0.0
5	0.0	0.0	0.0	0.0	0.0	0.0	0.0	0.0	0.0	0.0	0.0	0.0	0.0	0.0
PLACE	0.0	0.0	0.0	0.0	0.0	0.0	0.0	0.0	0.0	0.0	0.0	0.0	0.0	0.0
FINALS	0.0	0.0	0.0	0.0	0.0	0.0	0.0	0.0	0.0	0.0	0.0	0.0	0.0	0.0
TOTAL	0.0	0.0	0.0	0.0	0.0	0.0	6.0	0.0	0.0	0.0	0.0	0.0	0.0	4.0

10.0

## Adrian

	103	112	119	125	130	135	140	145	1st/2nd	3rd/4th	5th/6th	7th/8th	Minus Team Points	TOTAL
									3	3	3	3		
1	0.0	0.0	0.0	0.0	0.0	0.0	4.0	4.0	0.0	0.0	4.0	0.0	0.0	12.0
2	6.0	0.0	6.0	0.0	0.0	0.0	0.0	0.0	6.0	0.0	0.0	4.0	0.0	28.0
3	0.0	1.0	0.0	0.0	1.0	1.0	3.0	3.0	0.0	1.0	1.0	0.0	1.0	12.0
4	0.0	3.0	4.0	0.0	3.0	3.0	0.0	1.0	2.0	3.0	1.0	0.0	3.0	25.0
5	3.0	0.0	0.0	0.0	3.0	0.0	0.0	0.0	0.0	0.0	0.0	3.0	0.0	9.0
PLACE	7.0	3.0	12.0	0.0	7.0	3.0	0.0	3.0	12.0	3.0	3.0	7.0	3.0	75.0
FINALS	3.0	4.0	0.0	0.0	0.0	3.0	0.0	1.0	0.0	0.0	2.0	4.0	0.0	21.0
TOTAL	19.0	11.0	22.0	0.0	14.0	10.0	7.0	12.0	20.0	7.0	11.0	18.0	7.0	24.0

182.0

## Bedford

	103	112	119	125	130	135	140	145	1st/2nd	3rd/4th	5th/6th	7th/8th	Minus Team Points	TOTAL
									5	5	5	5		
1	0.0	0.0	0.0	0.0	2.0	0.0	0.0	0.0	0.0	0.0	0.0	0.0	0.0	2.0
2	6.0	0.0	0.0	5.5	0.0	6.0	6.0	5.5	0.0	6.0	4.0	6.0	6.0	57.0
3	0.0	0.0	3.0	0.0	3.0	0.0	0.0	0.0	1.0	0.0	0.0	0.0	0.0	7.0
4	4.0	0.0	0.0	0.0	0.0	0.0	4.0	0.0	3.0	3.0	0.0	3.0	0.0	19.0
5	0.0	0.0	0.0	1.0	0.0	1.0	0.0	1.0	0.0	0.0	3.0	0.0	1.0	7.0
PLACE	12.0	0.0	0.0	7.0	0.0	7.0	12.0	7.0	3.0	12.0	7.0	12.0	7.0	98.0
FINALS	6.0	0.0	0.0	2.0	0.0	3.5	4.0	2.0	1.0	0.0	4.0	6.0	2.0	30.5
TOTAL	28.0	0.0	3.0	15.5	5.0	17.5	26.0	15.5	8.0	21.0	18.0	27.0	16.0	20.0

220.5

## Chelsea

	103	112	119	125	130	135	140	145	1st/2nd	3rd/4th	5th/6th	7th/8th	Minus Team Points	TOTAL
									1	1	3	3		
1	0.0	0.0	0.0	0.0	0.0	0.0	4.0	0.0	0.0	0.0	0.0	0.0	2.0	6.0
2	0.0	6.0	0.0	0.0	0.0	6.0	0.0	0.0	0.0	0.0	6.0	0.0	0.0	22.0
3	1.0	0.0	1.0	1.0	0.0	0.0	1.0	0.0	0.0	0.0	0.0	1.0	0.0	5.0
4	2.0	0.0	1.0	3.0	0.0	2.0	3.0	0.0	0.0	0.0	0.0	1.0	0.0	12.0
5	0.0	1.0	0.0	0.0	0.0	0.0	0.0	0.0	0.0	0.0	1.0	0.0	0.0	5.0
PLACE	3.0	7.0	3.0	3.0	0.0	12.0	3.0	0.0	0.0	0.0	7.0	3.0	0.0	48.0
FINALS	0.0	0.0	0.0	4.0	0.0	2.0	0.0	0.0	0.0	0.0	0.0	0.0	0.0	6.0
TOTAL	6.0	14.0	5.0	11.0	0.0	20.0	13.0	0.0	0.0	0.0	14.0	5.0	2.0	14.0

104.0

# SEC League Tournament

February 5, 2011

PLACE	TEAM	POINTS	PLACE	TEAM	POINTS
1	1 Tecumseh	271.0	7	7 Chelsea	104.0
2	2 Bedford	220.5	8	8 Saline	90.0
3	3 Monroe	184.0	9	9 Ypsi	85.5
4	4 Adrian	182.0	10	10 Lincoln	41.0
5	5 Dexter	106.0	11	11 AA Skyline	10.0
6	6 AA Pioneer	104.5	12	12 AA Huron	8.0

## Dexter

	103	112	119	125	130	135	140	145	152	160	171	189	215	285	TOTAL
1	0.0	0.0	4.0	0.0	0.0	4.0	0.0	0.0	0.0	0.0	0.0	0.0	0.0	0.0	8.0
2	6.0	0.0	0.0	0.0	0.0	0.0	4.0	0.0	6.0	0.0	0.0	0.0	0.0	6.0	22.0
3	0.0	3.0	3.0	1.0	1.0	0.0	0.0	0.0	0.0	0.0	0.0	0.0	0.0	0.0	8.0
4	2.0	0.0	0.0	3.0	1.0	0.0	0.0	0.0	2.0	0.0	0.0	0.0	0.0	0.0	8.0
5	0.0	0.0	0.0	3.0	0.0	0.0	0.0	0.0	0.0	0.0	0.0	0.0	0.0	1.0	4.0
PLACE	12.0	0.0	0.0	7.0	3.0	0.0	3.0	0.0	12.0	0.0	0.0	0.0	0.0	7.0	44.0
FINALS	0.0	0.0	0.0	0.0	4.0	0.0	0.0	0.0	4.0	0.0	0.0	0.0	0.0	4.0	12.0
TOTAL	20.0	3.0	7.0	14.0	9.0	4.0	7.0	0.0	24.0	0.0	0.0	0.0	0.0	18.0	106.0

## Lincoln

	103	112	119	125	130	135	140	145	152	160	171	189	215	285	TOTAL
1	0.0	0.0	0.0	0.0	0.0	0.0	0.0	0.0	0.0	0.0	0.0	4.0	0.0	0.0	4.0
2	0.0	0.0	0.0	0.0	0.0	0.0	5.0	0.0	0.0	6.0	0.0	0.0	0.0	0.0	11.0
3	0.0	0.0	0.0	0.0	0.0	0.0	0.0	0.0	0.0	0.0	0.0	0.0	3.0	0.0	3.0
4	0.0	0.0	0.0	0.0	0.0	0.0	0.0	0.0	0.0	0.0	0.0	0.0	0.0	0.0	0.0
5	0.0	0.0	0.0	0.0	0.0	0.0	2.0	0.0	0.0	3.0	0.0	0.0	0.0	0.0	5.0
PLACE	0.0	0.0	0.0	0.0	0.0	0.0	7.0	0.0	0.0	7.0	0.0	0.0	0.0	0.0	14.0
FINALS	0.0	0.0	0.0	0.0	0.0	0.0	2.0	0.0	0.0	2.0	0.0	0.0	0.0	0.0	4.0
TOTAL	0.0	0.0	0.0	0.0	0.0	0.0	16.0	0.0	0.0	18.0	0.0	4.0	3.0	0.0	41.0

## Monroe

	103	112	119	125	130	135	140	145	152	160	171	189	215	285	TOTAL
1	0.0	2.0	4.0	0.0	0.0	0.0	0.0	0.0	0.0	0.0	0.0	0.0	0.0	0.0	6.0
2	0.0	4.0	0.0	0.0	6.0	0.0	6.0	5.5	5.0	4.0	6.0	0.0	6.0	0.0	42.5
3	1.0	0.0	0.0	0.0	0.0	0.0	0.0	0.0	0.0	0.0	0.0	1.0	0.0	0.0	2.0
4	3.0	0.0	0.0	0.0	2.0	0.0	2.0	2.0	0.0	2.0	2.0	1.0	4.0	0.0	18.0
5	0.0	3.0	0.0	0.0	0.0	0.0	0.0	0.0	3.0	0.0	0.0	0.0	0.0	0.0	6.0
PLACE	3.0	7.0	0.0	0.0	12.0	0.0	12.0	12.0	7.0	12.0	12.0	3.0	12.0	0.0	92.0
FINALS	2.0	4.0	0.0	0.0	0.0	0.0	0.0	0.0	3.5	4.0	0.0	4.0	0.0	0.0	17.5
TOTAL	9.0	20.0	4.0	0.0	20.0	0.0	20.0	19.5	18.5	22.0	20.0	9.0	22.0	0.0	184.0

## Saline

	103	112	119	125	130	135	140	145	152	160	171	189	215	285	TOTAL
1	0.0	0.0	0.0	0.0	0.0	0.0	0.0	4.0	4.0	0.0	0.0	2.0	0.0	0.0	10.0
2	0.0	6.0	4.0	6.0	6.0	0.0	0.0	0.0	0.0	0.0	0.0	0.0	0.0	0.0	22.0
3	0.0	0.0	0.0	0.0	0.0	1.0	0.0	3.0	3.0	0.0	1.0	3.0	0.0	0.0	11.0
4	0.0	2.0	0.0	0.0	0.0	1.0	0.0	3.0	0.0	0.0	0.0	0.0	0.0	0.0	6.0
5	0.0	0.0	0.0	0.0	3.0	0.0	0.0	0.0	0.0	0.0	0.0	0.0	0.0	0.0	3.0
PLACE	0.0	12.0	3.0	3.0	7.0	3.0	0.0	3.0	0.0	0.0	0.0	0.0	0.0	0.0	31.0
FINALS	0.0	0.0	2.0	0.0	4.0	0.0	0.0	1.0	0.0	0.0	0.0	0.0	0.0	0.0	7.0
TOTAL	0.0	20.0	9.0	9.0	20.0	5.0	0.0	14.0	7.0	0.0	1.0	5.0	0.0	0.0	90.0

## Tecumseh

	103	112	119	125	130	135	140	145	152	160	171	189	215	285	TOTAL
1	0.0	0.0	0.0	0.0	0.0	0.0	0.0	0.0	4.0	0.0	0.0	0.0	0.0	0.0	4.0
2	4.0	6.0	6.0	5.5	6.0	6.0	0.0	6.0	0.0	6.0	6.0	5.5	0.0	0.0	57.0
3	0.0	0.0	0.0	0.0	0.0	0.0	3.0	0.0	3.0	0.0	0.0	0.0	1.0	1.0	8.0
4	0.0	4.0	4.0	2.0	4.0	3.0	2.0	3.0	1.0	0.0	4.0	2.0	3.0	1.0	33.0
5	2.0	0.0	0.0	0.0	0.0	0.0	3.0	0.0	0.0	2.0	0.0	0.0	0.0	0.0	7.0
PLACE	7.0	12.0	12.0	12.0	12.0	12.0	7.0	12.0	3.0	7.0	12.0	12.0	3.0	3.0	126.0
FINALS	0.0	6.0	4.0	4.0	5.0	6.0	0.0	4.0	1.0	0.0	4.0	0.0	2.0	0.0	36.0
TOTAL	13.0	28.0	26.0	23.5	27.0	27.0	15.0	25.0	12.0	15.0	26.0	19.5	9.0	5.0	271.0

## Ypsi

	103	112	119	125	130	135	140	145	152	160	171	189	215	285	TOTAL
1	0.0	0.0	0.0	0.0	0.0	2.0	0.0	0.0	0.0	0.0	0.0	0.0	0.0	0.0	2.0
2	0.0	0.0	0.0	0.0	0.0	4.0	0.0	4.0	0.0	0.0	0.0	0.0	6.0	0.0	14.0
3	0.0	1.0	1.0	0.0	0.0	0.0	0.0	0.0	0.0	0.0	0.0	0.0	0.0	1.0	3.0
4	0.0	2.5	3.0	0.0	0.0	0.0	0.0	0.0	0.0	0.0	0.0	0.0	4.0	3.0	12.5
5	0.0	0.0	1.0	0.0	0.0	3.0	0.0	3.0	0.0	0.0	0.0	0.0	0.0	0.0	7.0
PLACE	0.0	3.0	7.0	0.0	0.0	7.0	0.0	7.0	0.0	0.0	0.0	0.0	12.0	3.0	39.0
FINALS	0.0	0.0	0.0	0.0	0.0	0.0	0.0	0.0	0.0	0.0	0.0	0.0	4.0	4.0	8.0
TOTAL	0.0	6.5	12.0	0.0	0.0	16.0	0.0	14.0	0.0	0.0	0.0	0.0	26.0	11.0	85.5

# SEC League Tournament

## PLACE WINNERS

## ABRV.

WEIGHT	PLACE	NAME	SCHOOL
103	1	Mitchel Rogaliner	Bedford
	2	Steve Bleise	Dexter
	3	Joe Garcia	Adrian
	4	Rick Azelton	Tecumseh
	5	Alex Blake	Monroe
	6	Brandon Cameron	Chelsea

119	1	Collin Lesko	Tecumseh
	2	Anthony Garcia	Adrian
	3	Keegan Pape	AA Pioneer
	4	Tamarious Faulkner	Ypsi
	5	Ryan Boxeth	Saline
	6	Travis Nichols	Chelsea

130	1	Jeff Jenkins	Tecumseh
	2	Steve Johnson	Monroe
	3	Alex Cornelius	Saline
	4	Xavier Solis	Adrian
	5	Jeremiah Powers	Dexter
	6	Quandre Thomas	AA Pioneer

140	1	Brian Gibbs	Bedford
	2	Derek Davison	Monroe
	3	Eddie Nuttall	Lincoln
	4	Christain Shelby	Tecumseh
	5	Travis Preston	Chelsea
	6	Travis Preston	Chelsea

152	1	Drew Barnes	Dexter
	2	Matt Galvan	Adrian
	3	Derek Saunders	Monroe
	4	Markeyce Drewery	AA Pioneer
	5		
	6	Ryan Harrison	Tecumseh

171	1	Tom Carney	Tecumseh
	2	Leo Antrassian	Monroe
	3	John Prazjner	Bedford
	4	Mike Hovater	Chelsea
	5	Mike Kopke	Adrian
	6	Frank Diaz-Pezua	AA Pioneer

215	1	Trey Sweeney	Ypsi
	2	David Pope	Monroe
	3	Brian Smith	Bedford
	4	Jahi Hilliard	AA Pioneer
	5	Joe Rebottaro	Tecumseh
	6	Able Rosas	Adrian

WEIGHT	PLACE	NAME	SCHOOL
112	1	Chase Lewis	Tecumseh
	2	Adam Bruley	Saline
	3	Josh Hagar	Monroe
	4	Ben Doll	Chelsea
	5	Robert Comar	Adrian
	6	Robert Comar	Adrian

125	1	Anthony Lesko	Tecumseh
	2	Jake Peck	AA Pioneer
	3	Mason Allison	Bedford
	4	Alex Sloan	Dexter
	5	Nate Miller	Chelsea
	6	Nate Miller	Chelsea

135	1	Ronnie Bechtol	Tecumseh
	2	Andrew Nold	Chelsea
	3	Al Regnier	Bedford
	4	Anthony Simmons	Ypsi
	5	Jake Pellowe	Adrian
	6	Kareem Fayssa	Saline

145	1	CJ Tripp	Tecumseh
	2	Denver Mclaughlin	Monroe
	3	Nate Stevens	Bedford
	4	James Andrews	Ypsi
	5		
	6	Ryan Wellings	Saline

160	1	Aj Arnett	Monroe
	2	Chaz Hudson	Bedford
	3	Adam Barber	Lincoln
	4	Cole Amstutz	Tecumseh
	5	Jesse Fenno	AA Pioneer
	6	Vince Inclan	Adrian

180	1	Brandon Sunday	Bedford
	2	Gavin Burstall	Tecumseh
	3	Dustin Soto	Adrian
	4	Alex Kinch	AA Pioneer
	5	Dan Green	Monroe
	6	Dan Green	Monroe


220	1	Moe Jasper	Adrian
	2	Logan Rimmer	Bedford
	3	Shawn Chamberlain	Dexter
	4	Charlie Kempf	Chelsea
	5	Zaid Abdelltif	Ypsi
	6	Cody Ross	Tecumseh

# SEC League Tournament

February 5, 2011

Weight Class

# 103

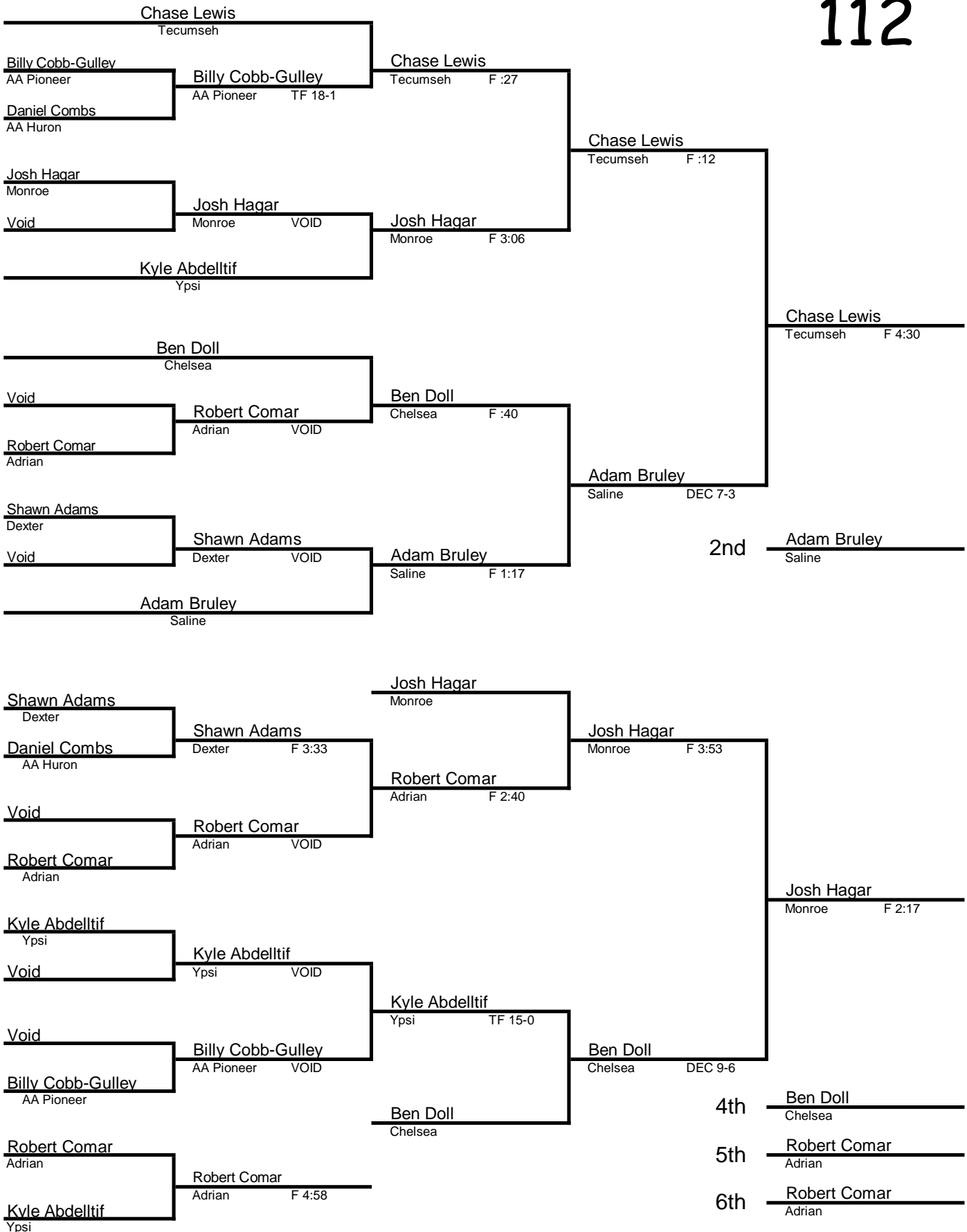


# SEC League Tournament

February 5, 2011

Weight Class

# 112




# SEC League Tournament

February 5, 2011

Weight Class

# 119




# SEC League Tournament

February 5, 2011

Weight Class

# 125






# SEC League Tournament

February 5, 2011

Weight Class

# 130




# SEC League Tournament

February 5, 2011

Weight Class

# 135

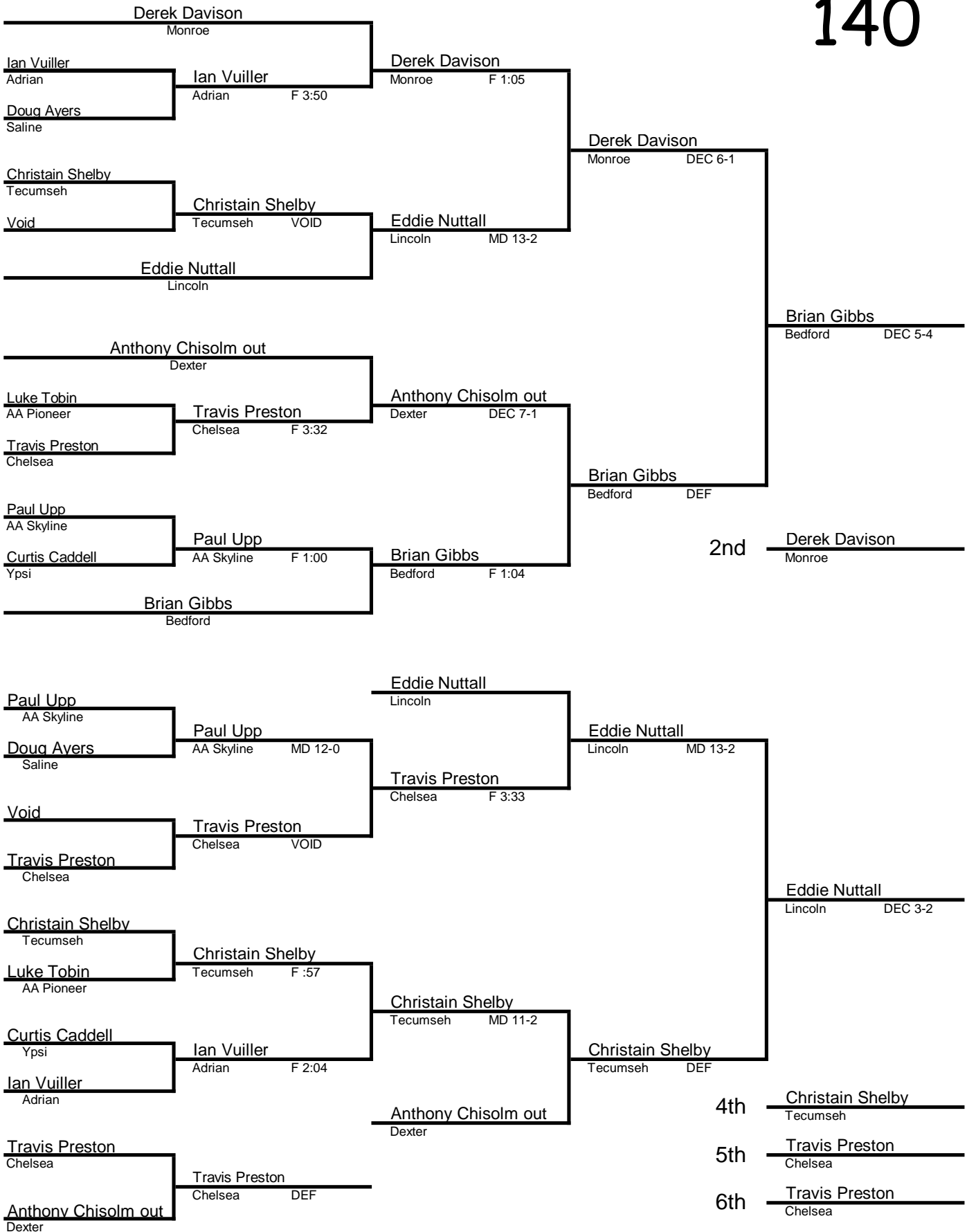


# SEC League Tournament

February 5, 2011

Weight Class

# 140




# SEC League Tournament

February 5, 2011

Weight Class

# 145




# SEC League Tournament

February 5, 2011

Weight Class

# 152




# SEC League Tournament

February 5, 2011

Weight Class

# 160




# SEC League Tournament

February 5, 2011

Weight Class

# 171





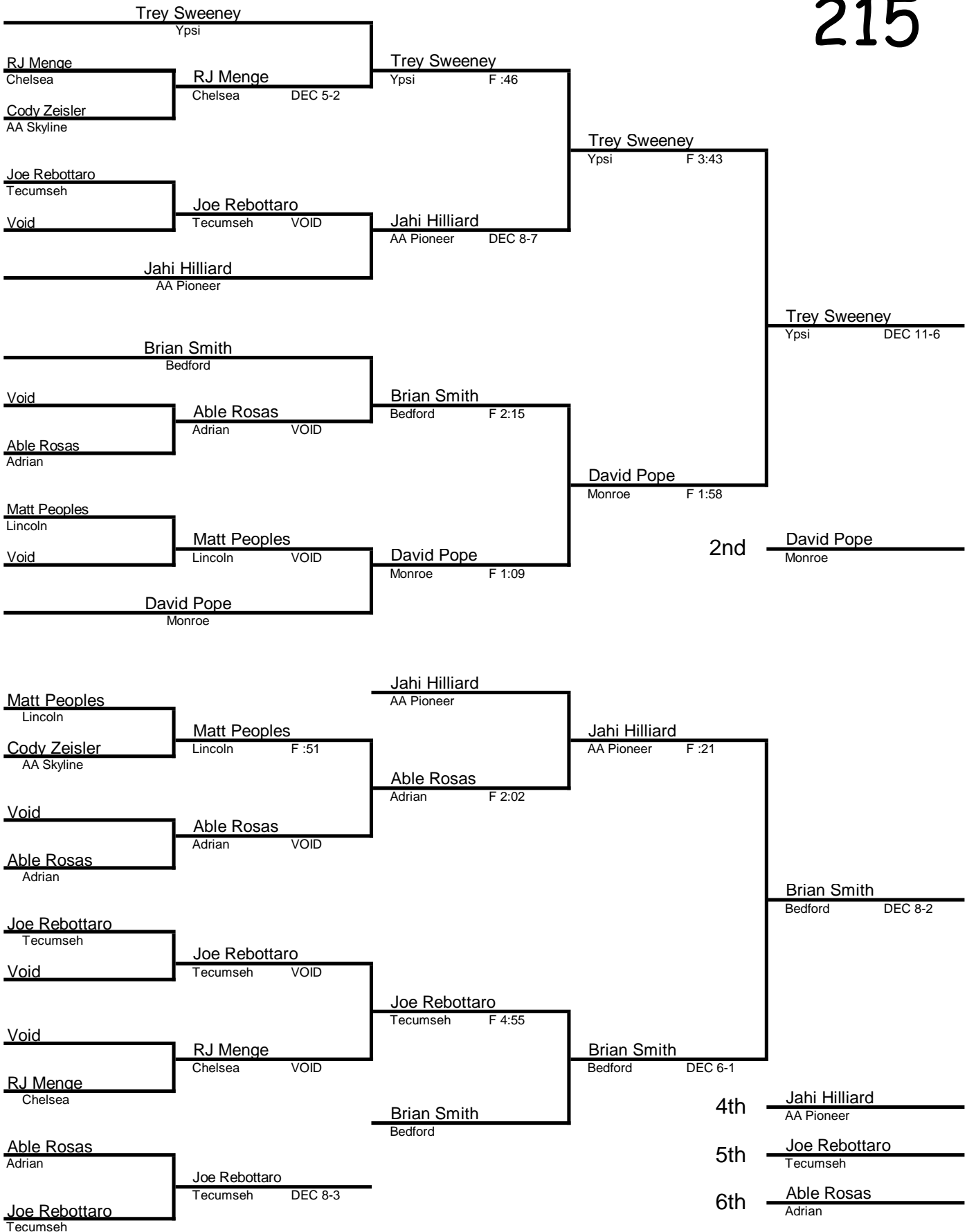


# SEC League Tournament

February 5, 2011

Weight Class

# 215




# SEC League Tournament

February 5, 2011

Weight Class

# 285



This document was created with Win2PDF available at <http://www.win2pdf.com>.  
The unregistered version of Win2PDF is for evaluation or non-commercial use only.  
This page will not be added after purchasing Win2PDF.